

Danver™

Trex® Outdoor Kitchens™

BROWN JORDAN®
OUTDOOR KITCHENS



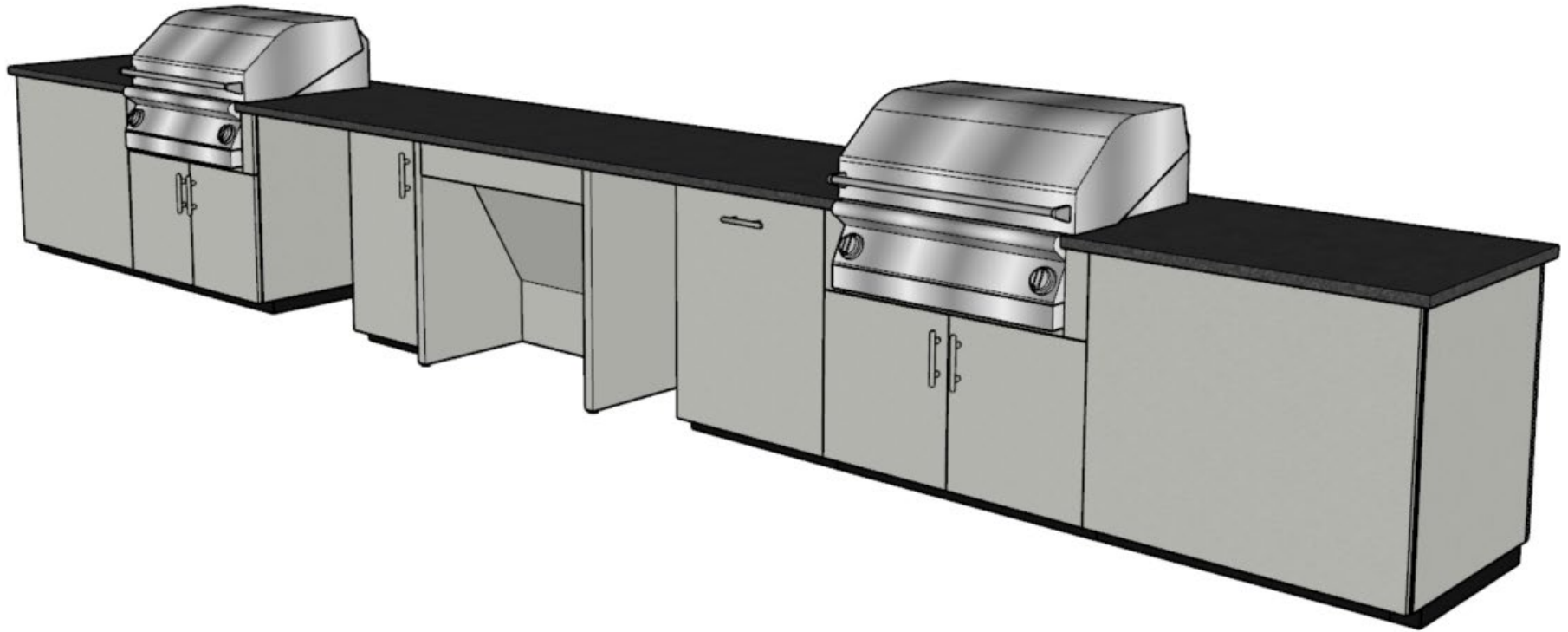
Specification Guide: Multi-Family Outdoor Cabinets

Table of Contents

Popular Layout Configurations	4
Menlo Portal Configuration - Iso View	4
Menlo Portal MP3 Configuration - Iso View	8
Menlo Portal Office Configuration - Iso View	12
Van Ness Configuration - Iso View	16
The Fillmore North Configuration - Iso View	20
Sink Base Cabinets - ADA	25
ADA Sink Space	26
PPS SUPPORT MID, END	27
PPS SPACER	28
Grill Cabinets - OGBxxxx	30
OGBxxxx - Cutout Dimensions	31
OGBxx20-CALIBER ROCKWELL	32
Gas Stop Timer: OGBxx00 GS	33
Cabinet Accessories	34
Countertop Support Piers: OCPSxx	34
Countertop Span Support: OCSxx	35

Back Panels: OBP	36
Vented Back Panels: OBPV	37
Galvanized Vented Back Panels: OBPVGF	38
Equal Back Panels	39
Extended Back Panels: OBP EXT	40
Elements by Tecno™	41
Powder Coat Guide	42
Side Burner Base	44
Full-Height Door Base	45
Garage Base	46
Multi-Drawer Base, Pass-Through Base	47
Sink Base	48
Trash Base, Grill Base	49
Caliber Rockwell and EVO Grill Cabinets	50
Side Panels	51
Transition	52

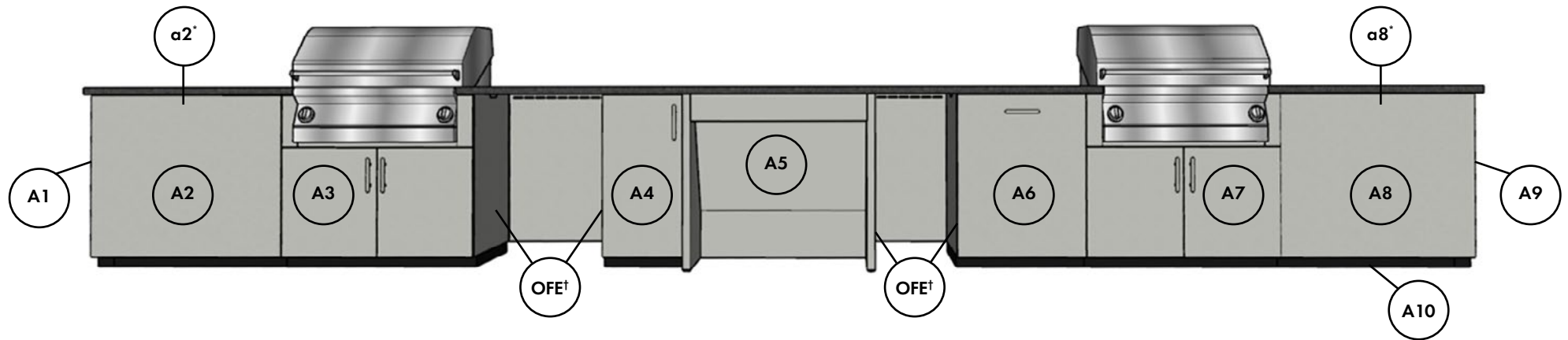
Popular Layout Configurations



Menlo Portal Configuration - Iso View

All cabinetry shown is specified to ADA standards with leg adjustments of 2-2.75" depending on thickness of countertops. 4-4.75" standard leg height is also available. Appliances, sinks, faucets, and countertop purchased separately.

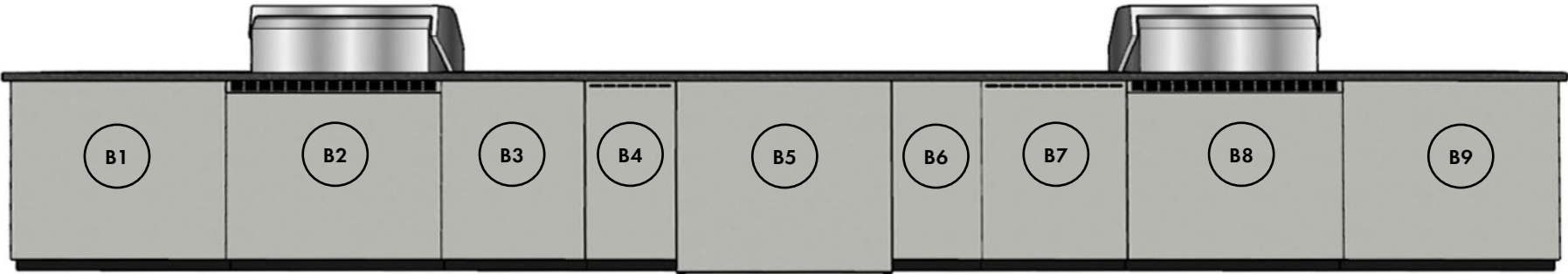
Popular Layout Configurations - Menlo Portal: Front View



CABINET & MATERIAL SCHEDULE				
KEY	PART	WIDTH	DEPTH	DESCRIPTION
A1	PPS SUPPORT END 27	3"	27"	Post and Panel System - End
A2	PPS PANEL 33	33"		Post and Panel System - Panel
a2*	PPS SPACER 30	30"		Post and Panel Spacer (front, back, and top)
A3	OGB3602	36"	27"	Grill base, 2 doors
A4	OBF1501-LH	15"	27"	Full-height door base, 1 door
A5	OBS3600 ADA	36"	27"	Sink base/workstation, ADA compliant
A6	OBT2400	24"	27"	Full-height door, pullout trash attached
A7	OGB3602	36"	27"	Grill base, 2 doors
A8	PPS PANEL 33	33"		Post and Panel System - Panel
a8*	PPS SPACER 30	30"		Post and panel spacer (front, back and top)
A9	PPS SUPPORT END 27	3"	27"	Post and Panel System - End
A10	OTK2			Black toe kick 2"H

* Non-Visible Spacer | † OFE 27R/L (Appliance Panel Available)

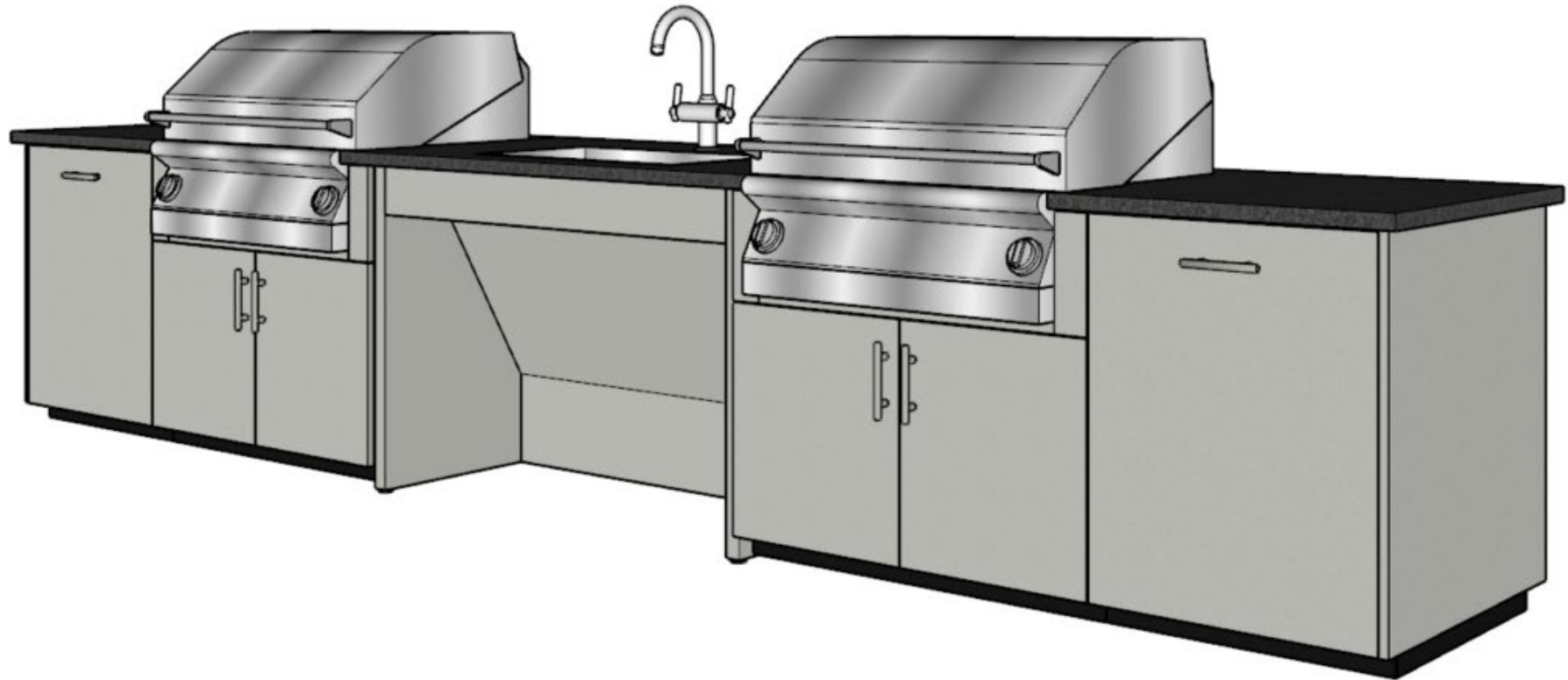
Popular Layout Configurations - Menlo Portal: Back View



CABINET & MATERIAL SCHEDULE			
KEY	PART	WIDTH	DESCRIPTION
B1	PPS PANEL 33	33"	Post and Panel System - Panel
B2	OBPV36	36"	Back panel with vents
B3	OBP24	24"	Back panel
B4	ORS15.25	15.25"	Refrigerator spacer
B5	OBP36 ADA	36"	Back panel for OBS3600 ADA
B6	OBP15	15"	Back panel
B7	ORS24.25	24.25"	Refrigerator spacer
B8	OBPV36	36"	Back panel with vents
B9	PPS PANEL 33	33"	Post and Panel System - Panel



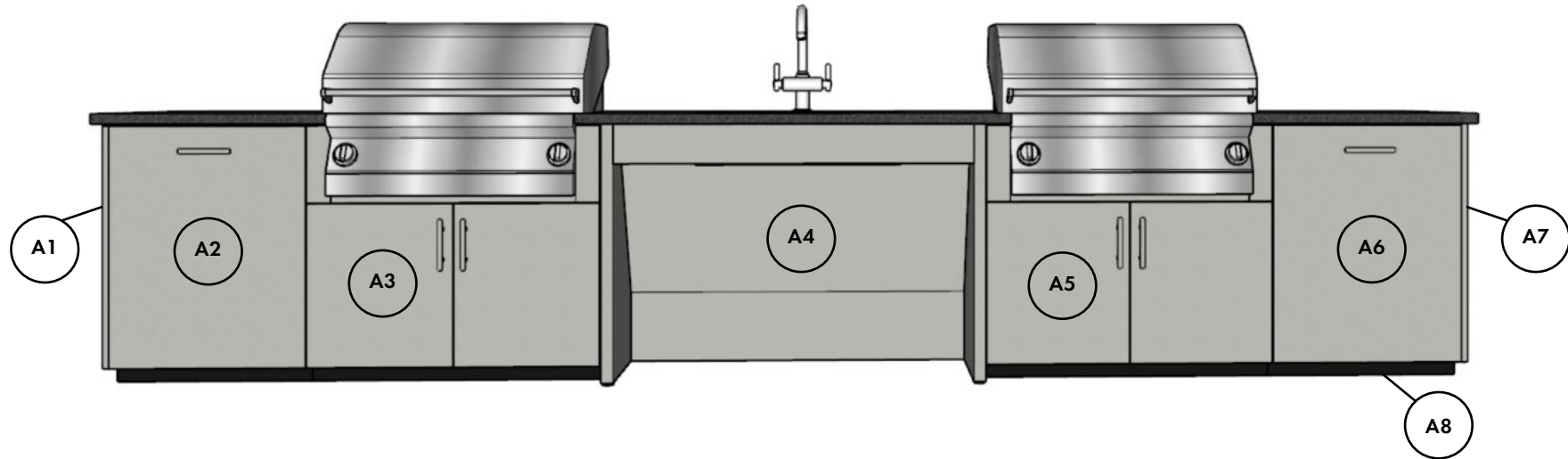
Popular Layout Configurations - Iso View



Menlo Portal MP3 Configuration - Iso View

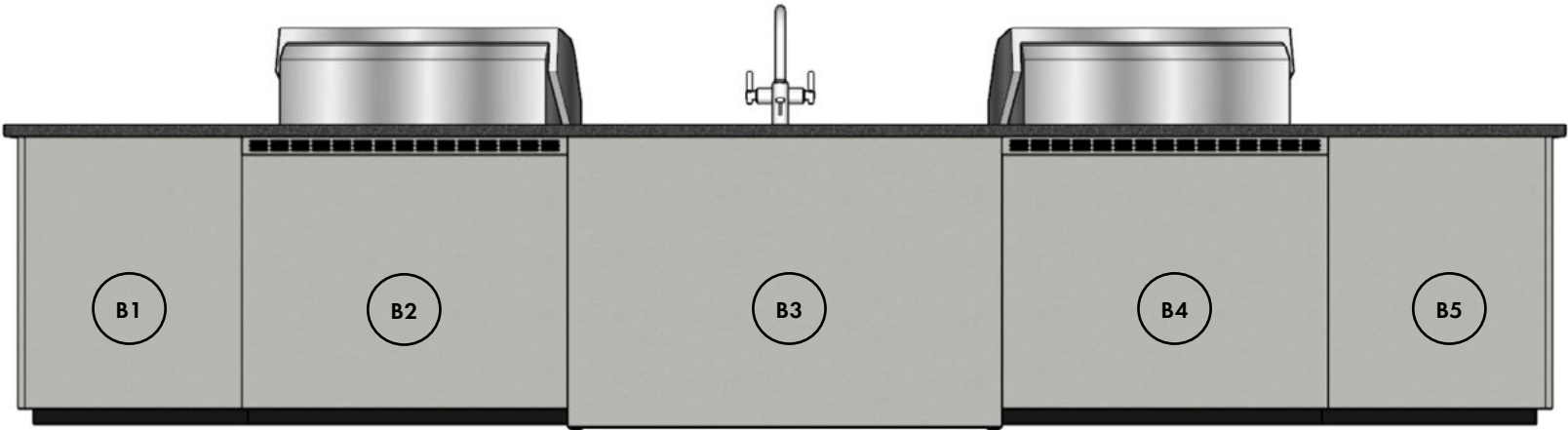
All cabinetry shown is specified to ADA standards with leg adjustments of 2-2.75" depending on thickness of countertops. 4-4.75" standard leg height is also available. Appliances, sinks, faucets, and countertop purchased separately.

Popular Layout Configurations - Menlo Portal MP3: Front View



CABINET & MATERIAL SCHEDULE				
KEY	PART	WIDTH	DEPTH	DESCRIPTION
A1	OSP 28.63L		28.63"	Left side panel
A2	OBT2400	24"	27"	Trash base cabinet
A3	OGB3602	36"	27"	Grill base cabinet
A4	OBS4800 ADA	48"	27"	Sink base cabinet ADA height
A5	OGB3602	36"	27"	Grill base cabinet
A6	OBT2400	24"	27"	Trash base cabinet
A7	OSP 28.63R		28.63"	Right side panel
A8	OTK2			Black toe kick 2"H

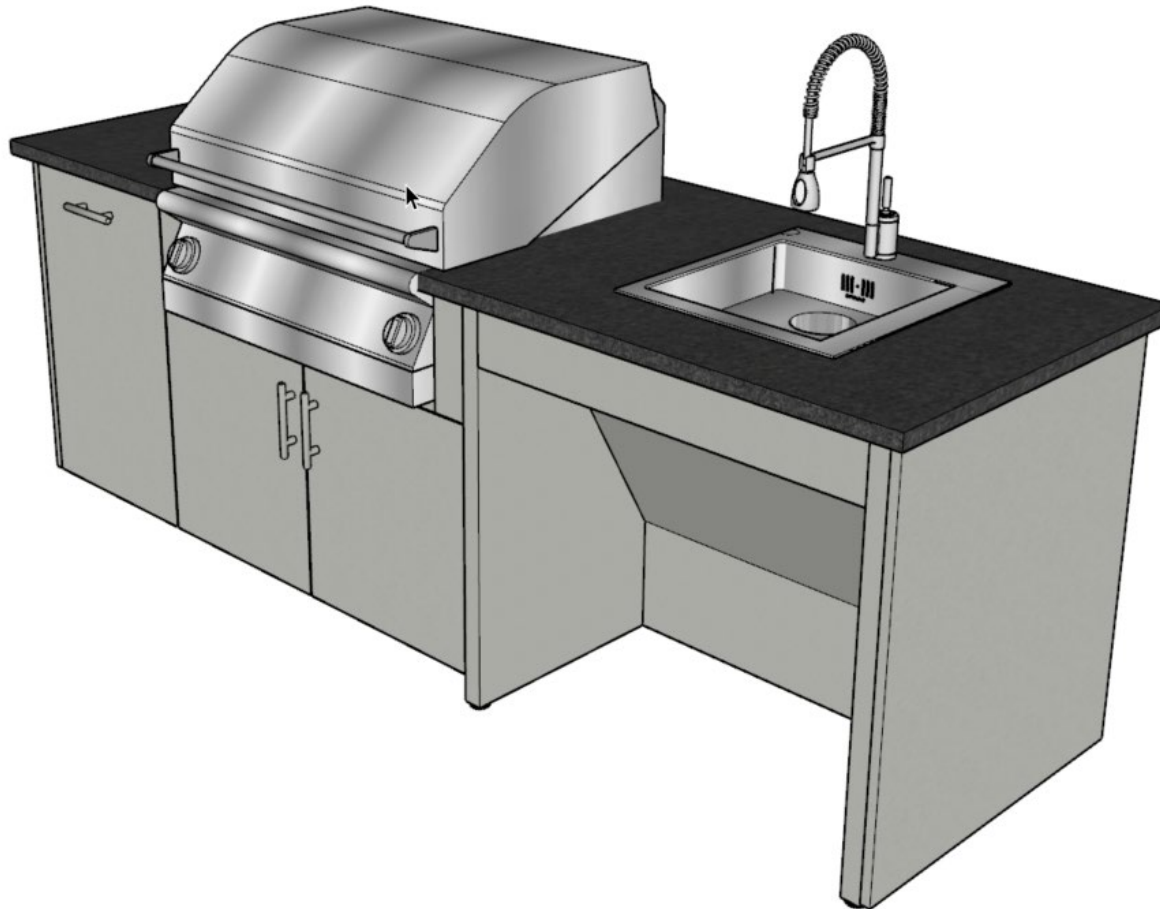
Popular Layout Configurations - Menlo Portal MP3: Back View



CABINET & MATERIAL SCHEDULE			
KEY	PART	WIDTH	DESCRIPTION
B1	OBP24	24"	Back panel
B2	OBPV36	36"	Back panel with vents
B3	OBP48 ADA	48"	Back panel for OBS4800 ADA
B4	OBPV36	36"	Back panel with vents
B5	OBP24	24"	Back panel



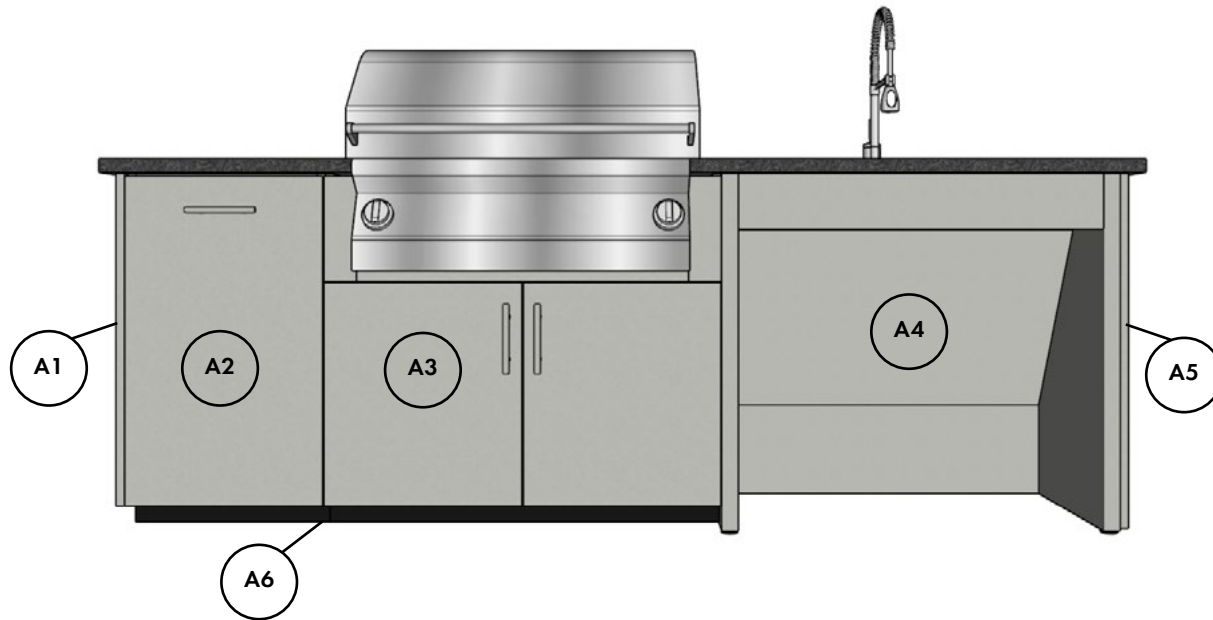
Popular Layout Configurations - Iso View



Menlo Portal Office Configuration - Iso View

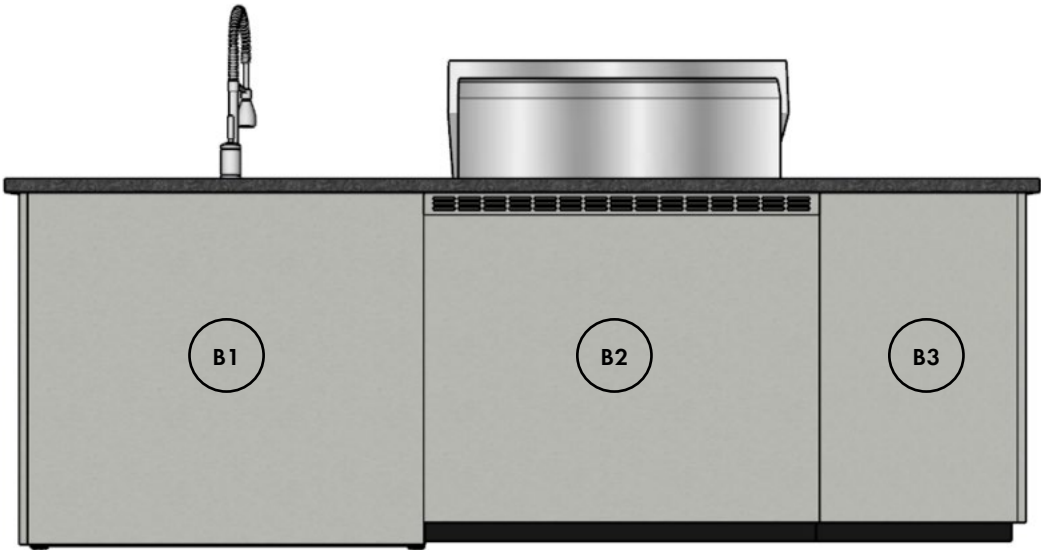
All cabinetry shown is specified to ADA standards with leg adjustments of 2-2.75" depending on thickness of countertops. 4-4.75" standard leg height is also available. Appliances, sinks, faucets, and countertop purchased separately.

Popular Layout Configurations - Menlo Portal Office: Front View



CABINET & MATERIAL SCHEDULE				
KEY	PART	WIDTH	DEPTH	DESCRIPTION
A1	OSP 28.63L		28.63"	Left side panel
A2	OBT1800	18"	27"	Full-height door, pullout trash attached
A3	OGB3602	36"	27"	Grill base, 2 doors
A4	OBS3600 ADA	36"	27"	Sink base/workstation, ADA compliant
A5	OSP ADA 28.63R		28.63"	ADA Right side panel
A6	OTK2			Black toe kick 2"H

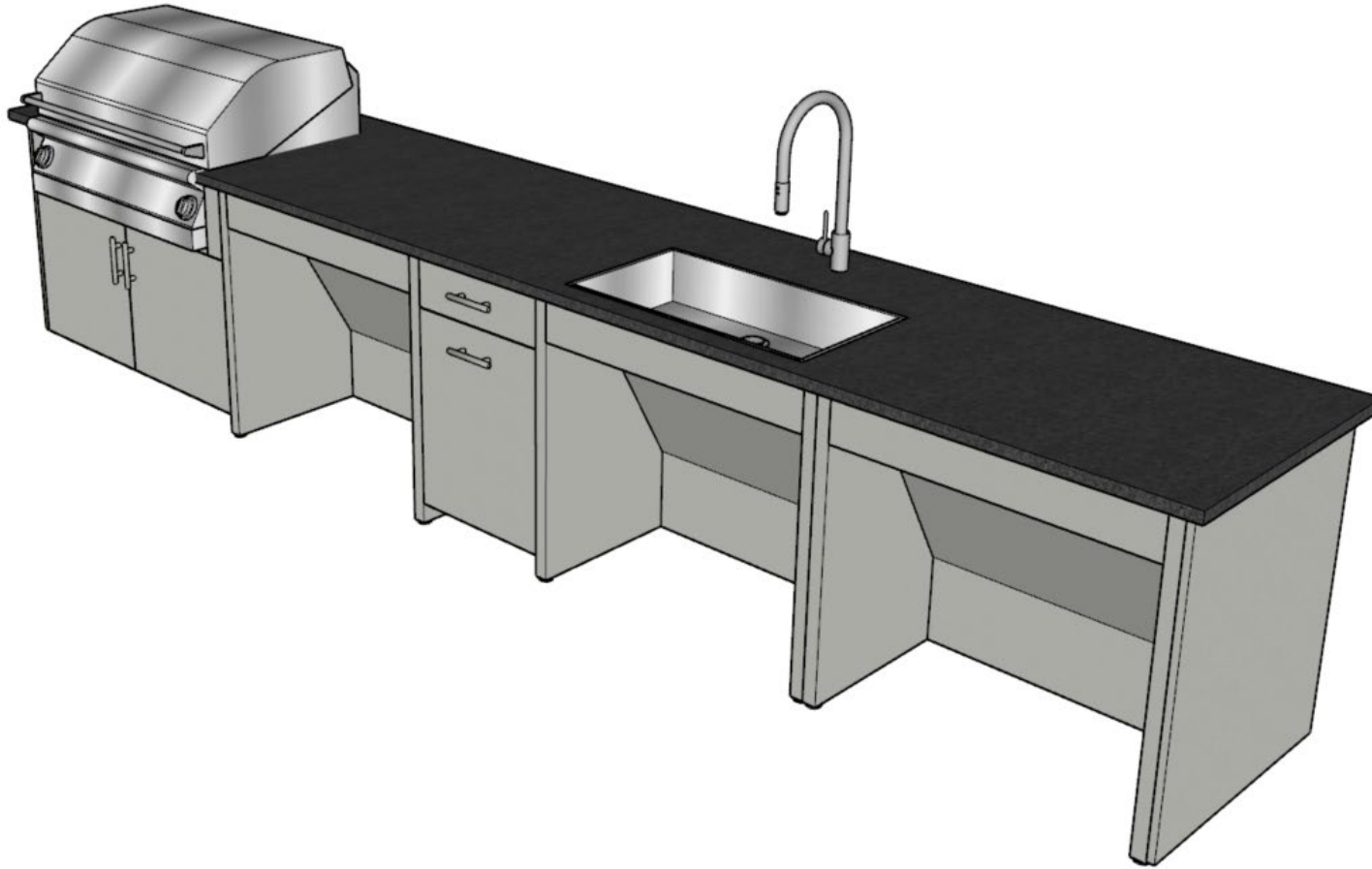
Popular Layout Configurations - Menlo Portal Office: Back View



CABINET & MATERIAL SCHEDULE			
KEY	PART	WIDTH	DESCRIPTION
B1	OBP36 ADA	36"	Back panel for OBS3600 ADA
B2	OBPV36	36"	Back panel with vents
B3	OBP18	18"	Back panel



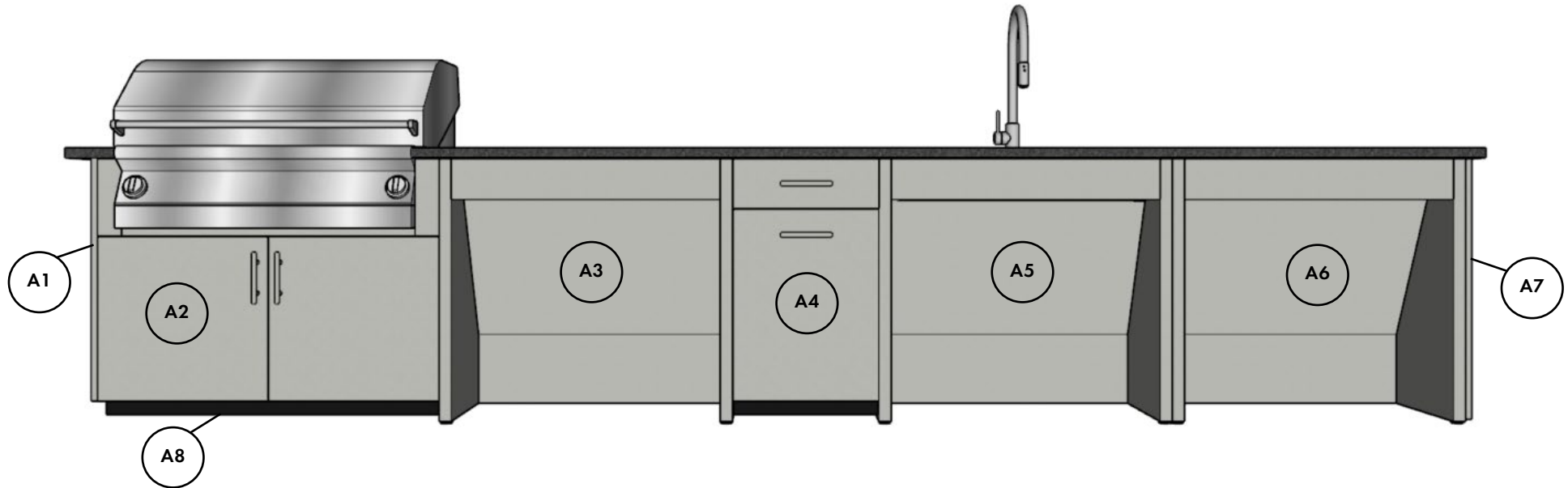
Popular Layout Configurations - Iso View



Van Ness Configuration - Iso View

All cabinetry shown is specified to ADA standards with leg adjustments of 2-2.75" depending on thickness of countertops. 4-4.75" standard leg height is also available. Appliances, sinks, faucets, and countertop purchased separately.

Popular Layout Configurations - Van Ness: Front View



CABINET & MATERIAL SCHEDULE				
KEY	PART	WIDTH	DEPTH	DESCRIPTION
A1	OSP 28.63L		28.63"	Left side panel
A2	OGB4202	42"	27"	Grill base, 2 doors
A3	OBS3600 ADA	36"	27"	Sink base/workstation, ADA compliant
A4	OBT1810	18"	27"	Base 1 drawer, pullout trash attached to door
A5	OBS3600 ADA	36"	27"	Sink base/workstation, ADA compliant
A6	OBS3600 ADA	36"	27"	Sink base/workstation, ADA compliant
A7	OSP 28.63R		28.63"	Right side panel
A8	OTK2			Black toe kick 2"H


Popular Layout Configurations - Van Ness: Back View



CABINET & MATERIAL SCHEDULE			
KEY	PART	WIDTH	DESCRIPTION
B1	OBP36 ADA	36"	Back panel for OBS3600 ADA
B2	OBP36 ADA	36"	Back panel for OBS3600 ADA
B3	OBP18	18"	Back panel
B4	OBP36 ADA	36"	Back panel for OBS3600 ADA
B5	OBP21 (x2)	36"	Back panels for OGB4202



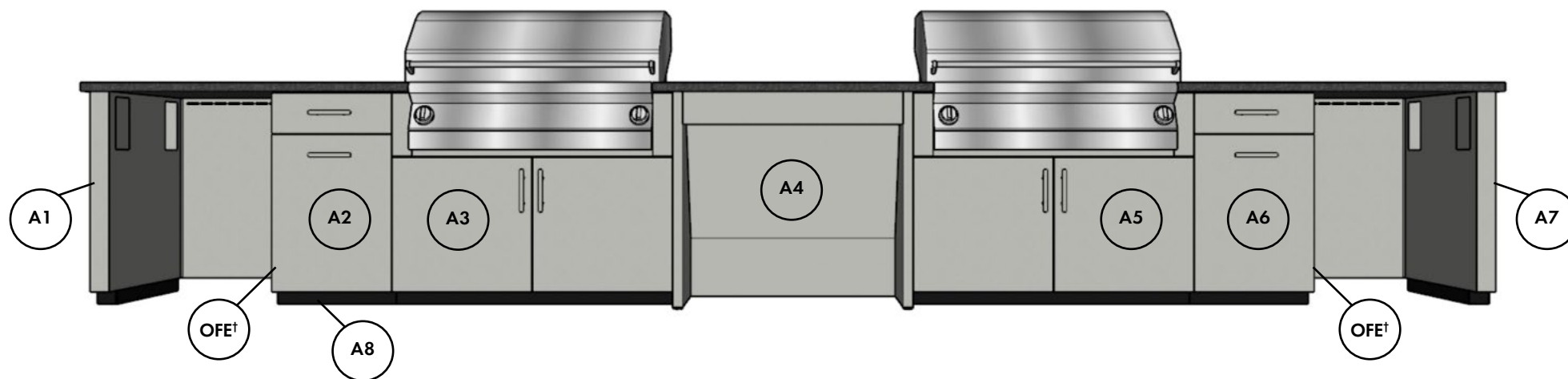
Popular Layout Configurations - Iso View



The Fillmore North Configuration - Iso View

All cabinetry shown is specified to ADA standards with leg adjustments of 2-2.75" depending on thickness of countertops. 4-4.75" standard leg height is also available. Appliances, sinks, faucets, and countertop purchased separately.

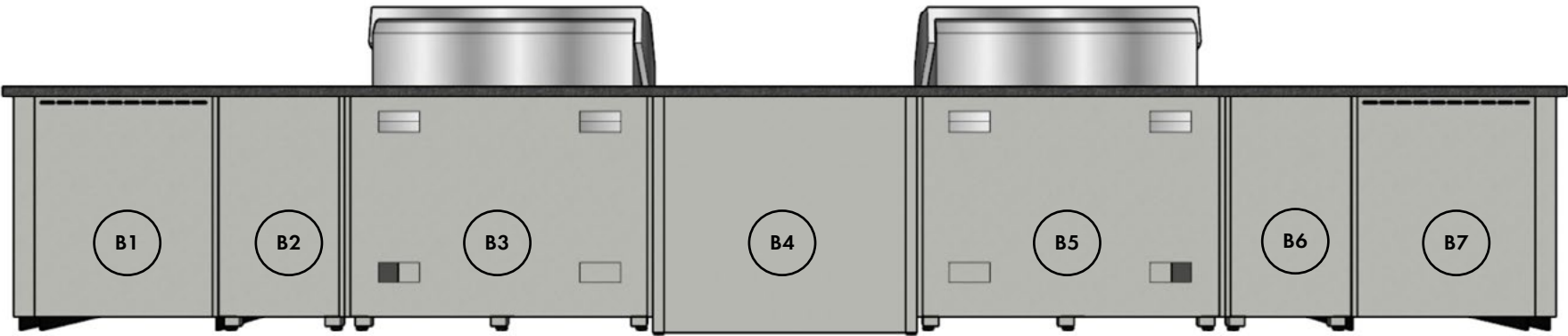
Popular Layout Configurations - The Fillmore North: Front View



CABINET & MATERIAL SCHEDULE				
KEY	PART	WIDTH	DEPTH	DESCRIPTION
A1	ORP27.88 2.88	2.88"	27.88"	Refrigerator box column (used to finish a run)
A2	OBT1810	18"	27"	Base 1 drawer, pullout trash attached to door
A3	OGB4202	42"	27"	Grill base, 2 doors
A4	OBS3600 ADA	36"	27"	Sink base/workstation, ADA compliant
A5	OGB4202	42"	27"	Grill base, 2 doors
A6	OBT1810	18"	27"	Base 1 drawer, pullout trash attached to door
A7	ORP27.88 2.88	2.88"	27.88"	Refrigerator box column (used to finish a run)
A8	OTK2			Black toe kick 2"H

† OFE 27L/R (Appliance Panel Available)

Popular Layout Configurations - The Fillmore North: Back View (unfinished)



CABINET & MATERIAL SCHEDULE			
KEY	PART	WIDTH	DESCRIPTION
B1	ORS24.25	24.25"	Refrigerator spacer
B2	OBT1810 (unfinished back)	18"	Base 1 drawer, pullout trash attached to door
B3	OGB4202 (unfinished back)	42"	Grill base, 2 doors
B4	OBS3600 ADA (unfinished back)	36"	Sink base/workstation, ADA compliant
B5	OGB4202 (unfinished back)	42"	Grill base, 2 doors
B6	OBT1810 (unfinished back)	18"	Base 1 drawer, pullout trash attached to door
B7	ORS24.25	24.25"	Refrigerator spacer



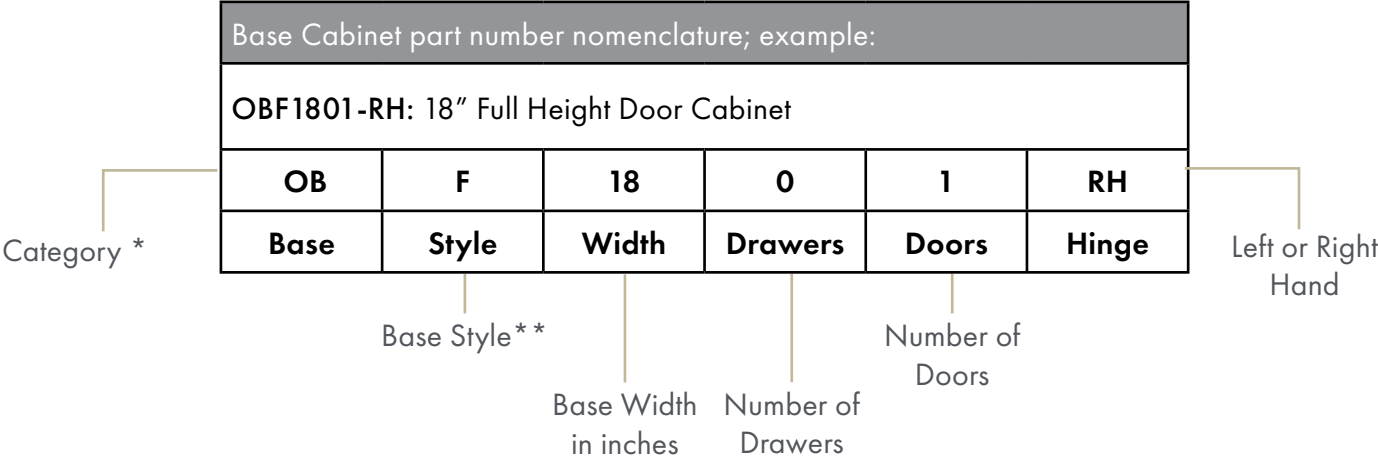
Outdoor Cabinet Nomenclature

All Denver Base cabinets use specific nomenclature designed to help you find the specific type needed.

Standard base cabinet box depth is 27" (drawers/door fronts are 7/8" thick)

For 24" depth cabinets, specify -24 after item number. Example: OBF1501-24-LH.

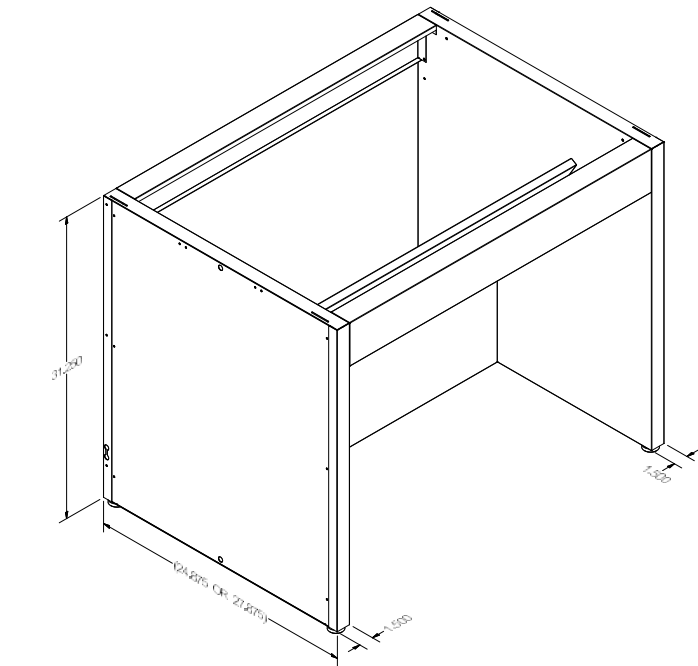
Right hinge or left hinge on single door units is specified as -RH or -LH.



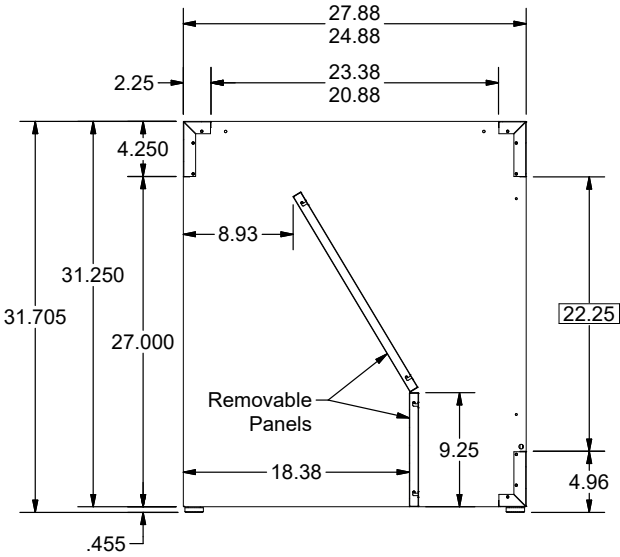
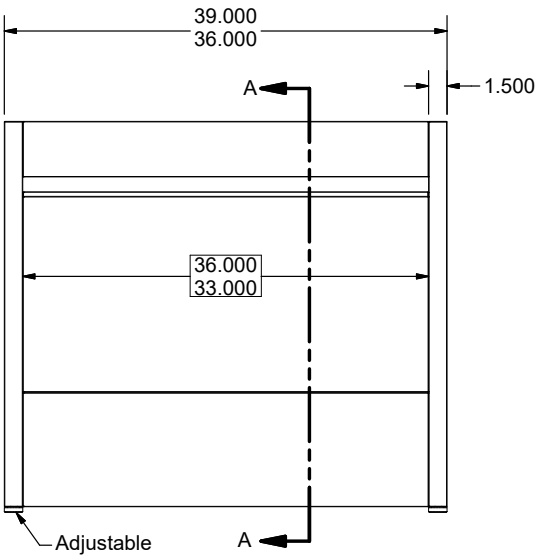
* Base Category Code Key	
OB	Outside Base
OG	Outside Grill
OE	Outside Egg
OP	Outside Propane Pull-out
OW	Outside Warming
VG	Viking Grill
DC	Diagonal Corner
AE	Angle End
OT	Outside Trash Pull-out
OS	Outside Side Panel
WS	Wall Side

** Base Style Code Key	
B	Burner
C	Cocktail Base
F	Full-height Drawer
M	Multi-Drawer
S	Sink
T	Trash
W	Warming Drawer

Sink Base Cabinets - ADA



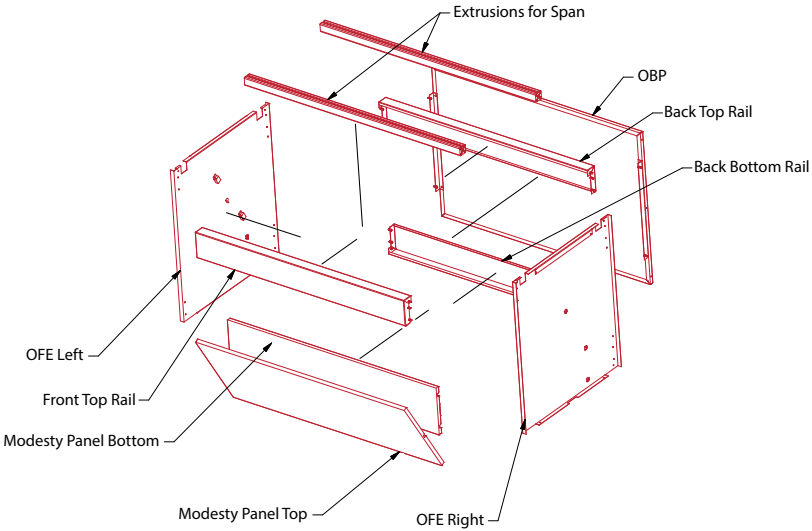
Product Description	
OBSxx00 ADA: Outdoor ADA Sink Base, no doors, removable panel inside, 32.25" total height for ADA compliance. Glides on bottom adjustable up to 1"H.	
27" Depth SKU	24" Depth SKU
OBS3600 ADA	OBS3600-24 ADA
OBS3900 ADA	OBS3900-24 ADA
OBS4200 ADA	OBS4200-24 ADA
OBS4500 ADA	OBS4500-24 ADA
OBS4800 ADA	OBS4800-24 ADA



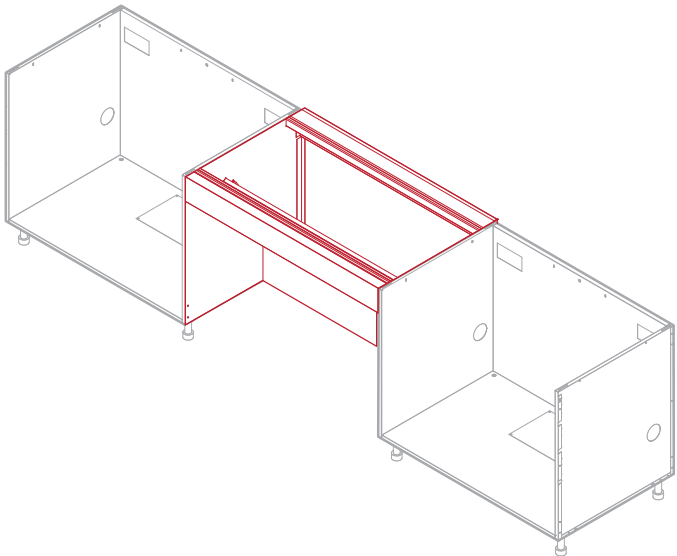
SECTION A-A

Sink Base Cabinets - ADA Sink Space

Product Description	
OBSxx00 ADA SINK SPACE: ADA compliant Sink Base/Workstation, no doors. Consists of side panels, extrusions, and front/back rails with modesty panel. Attaches directly to adjacent cabinets, no leveling legs needed.	
27" Depth SKU	24" Depth SKU
OBS3600 ADA SINK SPACE	OBS3600-24 ADA SINK SPACE
OBS3900 ADA SINK SPACE	OBS3900-24 ADA SINK SPACE
OBS4200 ADA SINK SPACE	OBS4200-24 ADA SINK SPACE
OBS4500 ADA SINK SPACE	OBS4500-24 ADA SINK SPACE
OBS4800 ADA SINK SPACE	OBS4800-24 ADA SINK SPACE

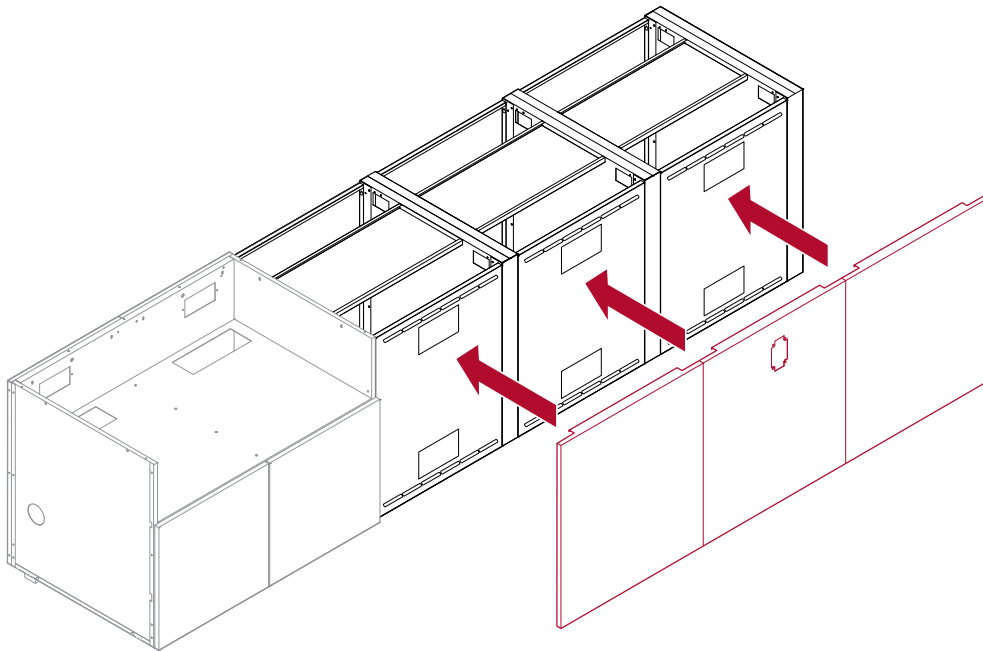


OBS3600 ADA SINK SPACE:
Exploded View



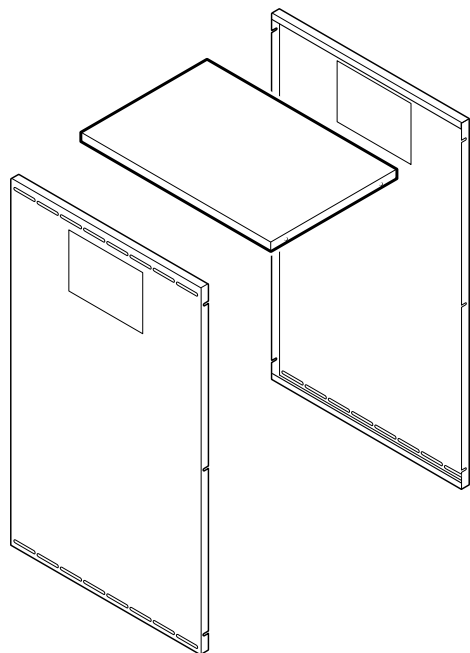
OBS3600 ADA SINK SPACE:
Isometric View (shown installed)

Post and Panel System - PPS SUPPORT MID, END



Product Description	
<p>PPS – Post and Panel System: Using a combination of supports, spacers, and panels you can create countertop space without the additional cost of doors or drawers. These parts assemble to be stand-alone units or connect with base cabinets. Ideal for multi-family spaces, the supports can also be brought down to ADA compliant height with our available ADA legs. Panels can be made to match any door style. 36"H versions of all PPS parts are available as well, with an extra option of 18"D. 36"H PPS parts are designated with a -TALL at the end of the SKU.</p>	
18" Depth SKU	Description
PPS SUPPORT MID 18-TALL	3"W x 18"D x 36"H Middle supports (unfinished, hidden from view)
PPS SUPPORT END 18-TALL	3"W x 18"D x 36"H End supports (one finished side for ending a run)
24" Depth SKU	Description
PPS SUPPORT MID 24	3"W x 24"D x 30"H Middle supports (unfinished, hidden from view)
PPS SUPPORT END 24	3"W x 24"D x 30"H End supports (one finished side for ending a run)
PPS SUPPORT MID 24-TALL	3"W x 24"D x 36"H Middle supports (unfinished, hidden from view)
PPS SUPPORT END 24-TALL	3"W x 24"D x 36"H End supports (one finished side for ending a run)
27" Depth SKU	Description
PPS SUPPORT MID 27	3"W x 27"D x 30"H Middle supports (unfinished, hidden from view)
PPS SUPPORT END 27	3"W x 27"D x 30"H End supports (one finished side for ending a run)


Post and Panel System - PPS SPACER



PPS SUPPORT MID 27-TALL	3"W x 27"D x 36"H Middle supports (unfinished, hidden from view)
PPS SUPPORT END 27-TALL	3"W x 27"D x 36"H End supports (one finished side for ending a run)

Product Description		
Spacers consist of 3 panels that connect supports to each other, support to cabinet, or cabinets together. Finished panels hang over the spacers and supports for an even look, so specify panels based on total width of span. The finished panels are 3/4" thick and sit flush with door/drawer fronts on cabinets as well as back panels if they are used.		
Width	Spacer SKU	Panel SKU
9"W	PPS SPACER 9	PPS PANEL 9
	PPS SPACER 9-TALL	PPS PANEL 9-TALL
		PPS PANEL 9 KW
		PPS PANEL 9 KW-TALL
12"W	PPS SPACER 12	PPS PANEL 12
	PPS SPACER 12-TALL	PPS PANEL 12-TALL
		PPS PANEL 12 KW
		PPS PANEL 12 KW-TALL
15"W	PPS SPACER 15	PPS PANEL 15

Post and Panel System - PPS SPACER



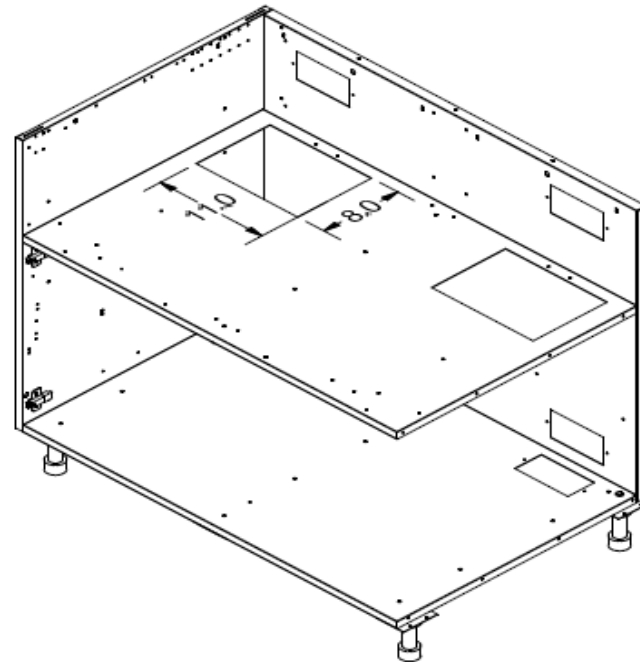
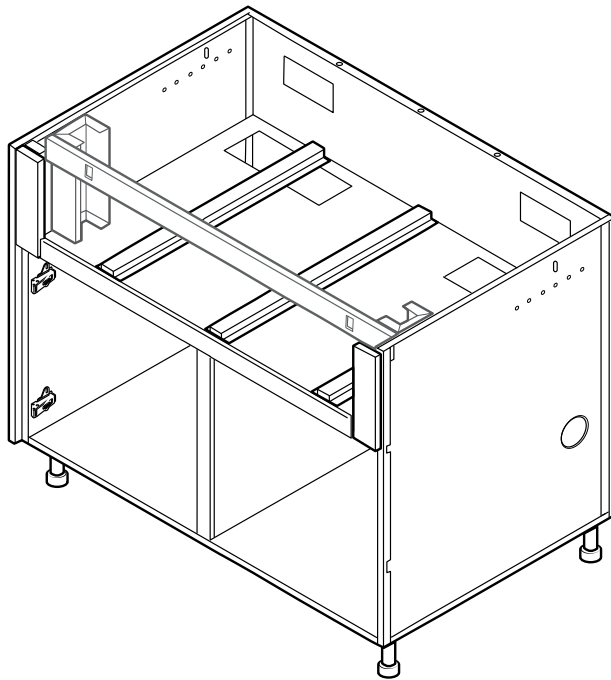
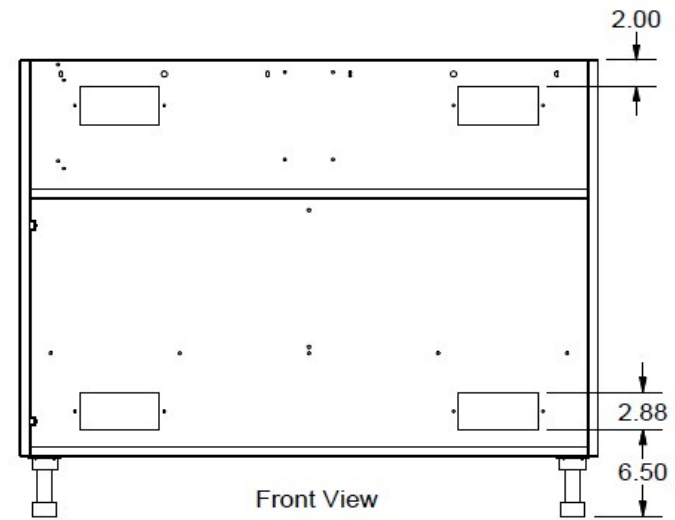
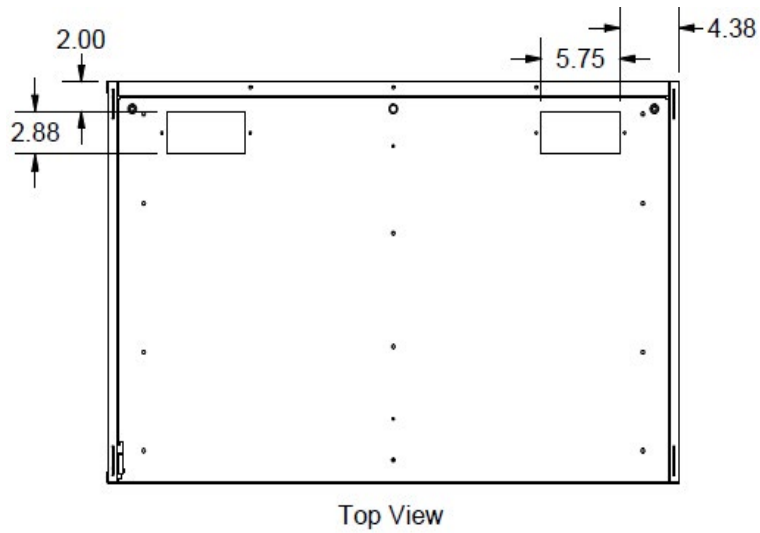
	PPS SPACER 15-TALL	PPS PANEL 15-TALL
		PPS PANEL 15 KW
		PPS PANEL 15 KW-TALL
18"W	PPS SPACER 18	PPS PANEL 18
	PPS SPACER 18-TALL	PPS PANEL 18-TALL
		PPS PANEL 18 KW
		PPS PANEL 18 KW-TALL
21"W	PPS SPACER 21	PPS PANEL 21
	PPS SPACER 21-TALL	PPS PANEL 21-TALL
		PPS PANEL 21 KW
		PPS PANEL 21 KW-TALL
24"W	PPS SPACER 24	PPS PANEL 24
	PPS SPACER 24-TALL	PPS PANEL 24-TALL
		PPS PANEL 24 KW
		PPS PANEL 24 KW-TALL
27"W	PPS SPACER 27	PPS PANEL 27
	PPS SPACER 27-TALL	PPS PANEL 27-TALL
		PPS PANEL 27 KW
		PPS PANEL 27 KW-TALL
30"W	PPS SPACER 30	PPS PANEL 30
	PPS SPACER 30-TALL	PPS PANEL 30-TALL
		PPS PANEL 30 KW
		PPS PANEL 30 KW-TALL
33"W	PPS SPACER 33	PPS PANEL 33
	PPS SPACER 33-TALL	PPS PANEL 33-TALL
		PPS PANEL 33 KW
36"W	N/A	PPS PANEL 36
		PPS PANEL 36-TALL
		PPS PANEL 36 KW
		PPS PANEL 36 KW-TALL
XX" W	N/A	PPS PANEL XX (specify)

Grill Cabinets - OGBxxxx

- Available in widths from 30" - 62".
- Factory installed trim kits individually designed to accommodate all grill manufacturers.
- Cabinets available for additional cooking appliances such as cooktops, EVO grills, and pizza ovens.
- Specify cabinet 6" larger than the grill being used.
- Wolf, Twin Eagles, and Fire Magic grills require a deeper cutout and shelf (11"H). This is denoted with a "D" suffix. Example: OGB4802D.
- Wilmington grills require a deeper cutout and shelf (12.5"H). This is denoted with a "W" suffix. Example: OGB4802W. This shelf height is needed with a .75" countertop and a deep grill listed above.
- Hasty Bake grills require a deeper cutout and shelf (18.5"H) This is denoted with a "HB" suffix.

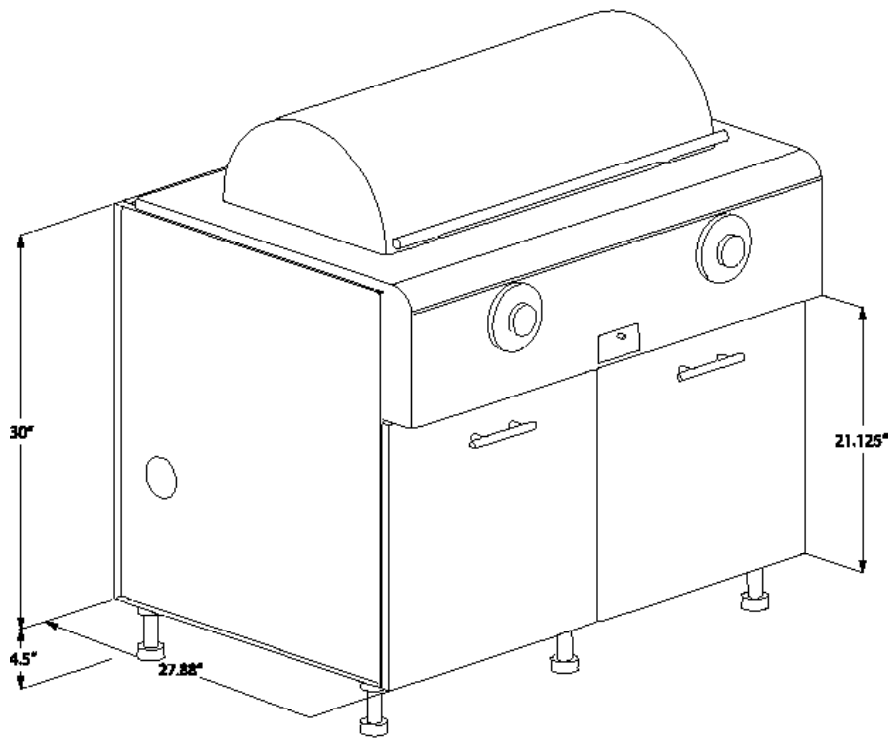
*NOTE: Extra depth cabinets are not available in all sizes. Please contact: Sales@danver.com for specific needs.

Grill Cabinets - OGBxxxx - Cutout Dimensions

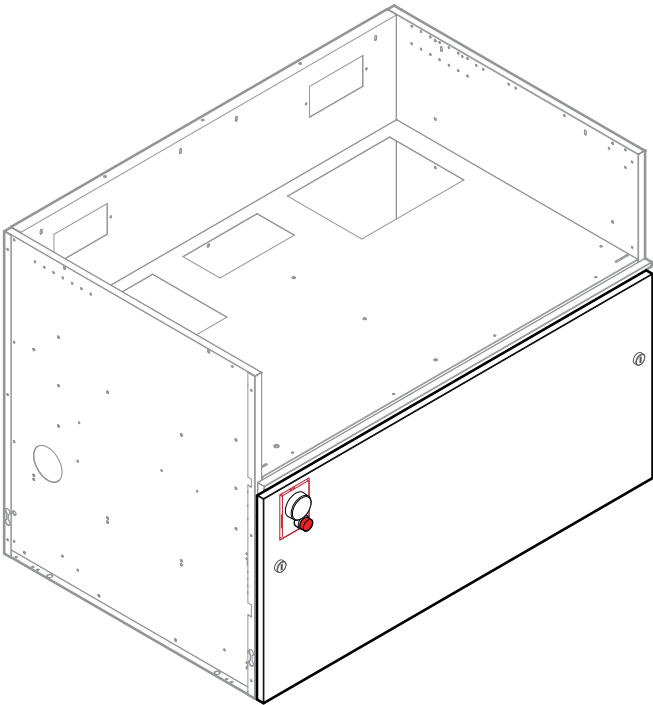
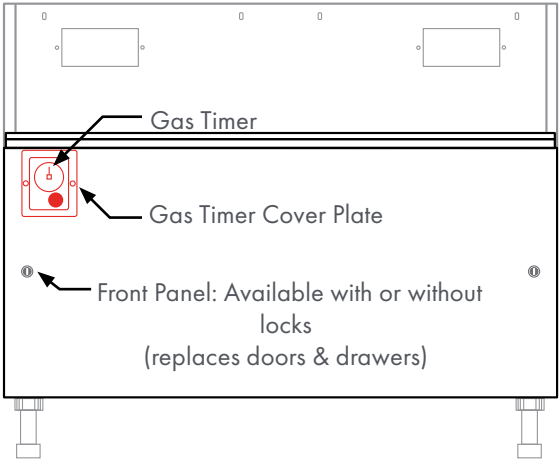


Grill Cabinets - OGBxx20-CALIBER ROCKWELL

Product Description	
OGBxx20-CALIBER ROCKWELL: Outdoor Grill Base, 2 Drawers, used ONLY for Caliber Rockwell grills of the same size, *NO TRIM KIT NEEDED! *this cabinet cannot be used on the end of a run, please call sales rep to discuss*	
27" Depth SKU	24" Depth SKU
OGB4220-CALIBER ROCKWELL	N/A
OGB4820-CALIBER ROCKWELL	N/A



Grill Cabinets - Gas Stop Timer: OGBxx00 GS

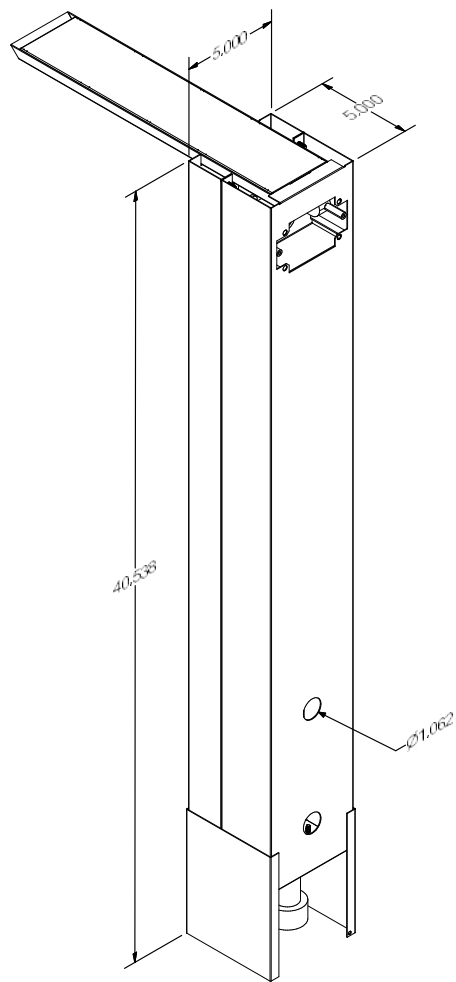


Product Description	
OGBxx00 GS: Outdoor Grill Base. No Doors/Drawers, Full bottom Tecno-style Panel with 1-hour Gas Shutoff Timer included. 9.75"H grill shelf (9.5"H trim kit sides)	
27" Depth SKU	24" Depth SKU
OGB3600 GS	OGB3600-24 GS
OGB3900 GS	OGB3900-24 GS
OGB4200 GS	OGB4200-24 GS
OGB4500 GS	OGB4500-24 GS
OGB4800 GS	OGB4800-24 GS


Product Description	
OGBxx00P: Outdoor Grill Base Deep, No Doors/Drawers, Full bottom Tecno-style Panel with 1-hour Gas Shutoff Timer included. 11"H grill shelf (10.75"H trim kit sides)	
27" Depth SKU	24" Depth SKU
OGB3600D GS	OGB3600D-24 GS
OGB3900D GS	OGB3900D-24 GS
OGB4200D GS	OGB4200D-24 GS
OGB4500D GS	OGB4500D-24 GS
OGB4800D GS	OGB4800D-24 GS

Cabinet Accessories - Countertop Support Piers: OCPSxx


Product Description
OCPS: Raised countertop support piers for creating a bar behind cabinets, 5"W x 5"D, 31.75", 34.5", and 41" heights available. Comes with adjustable feet and sliding bracket to cover them. Uses arm to support countertop. Does not require OCP SPAN.
Standard SKU
OCPS31.75
OCPS34.5
OCPS41
With Electrical Cutout SKU
OCPS41E



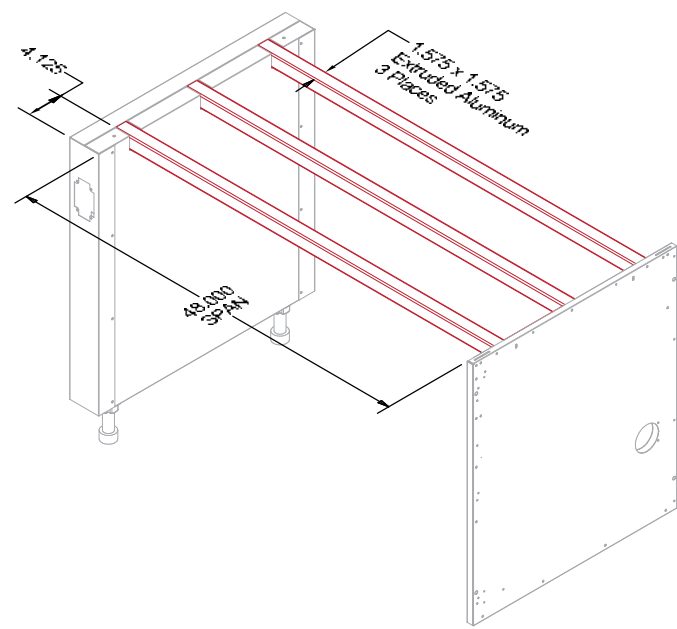
OCPS41E (electrical cutout)



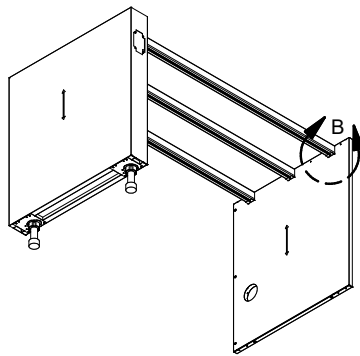
OCPSxx (NO electrical cutout)



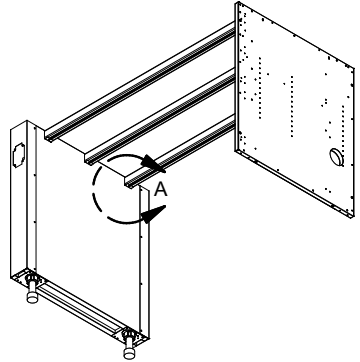
Cabinet Accessories - Countertop Span Support: OCSxx



Product Description
OCS: Countertop support spacer. Consists of 3 aluminum extrusions with considerable stiffness. **While the span extrusions are extremely strong, our company does not warrant the spans to keep countertops from cracking, especially if mistreated during use. Your fabricator/installer must make the final call if there are any questions on stability across the span.**
When using an OCS with an ORP at the end of a run, be sure to select an ORP OCS part. When using an OCS with a cabine, finish the cabinet side using an OFE OCS part.
SKU
OCS30
OCS33
OCS36
OCS39
OCS42
OCS45
OCS48

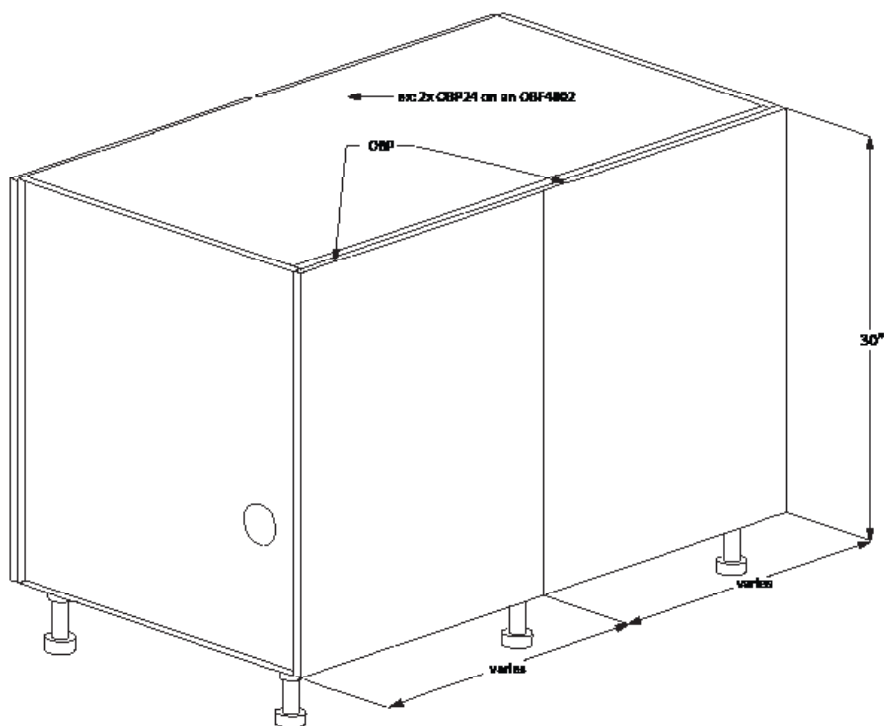
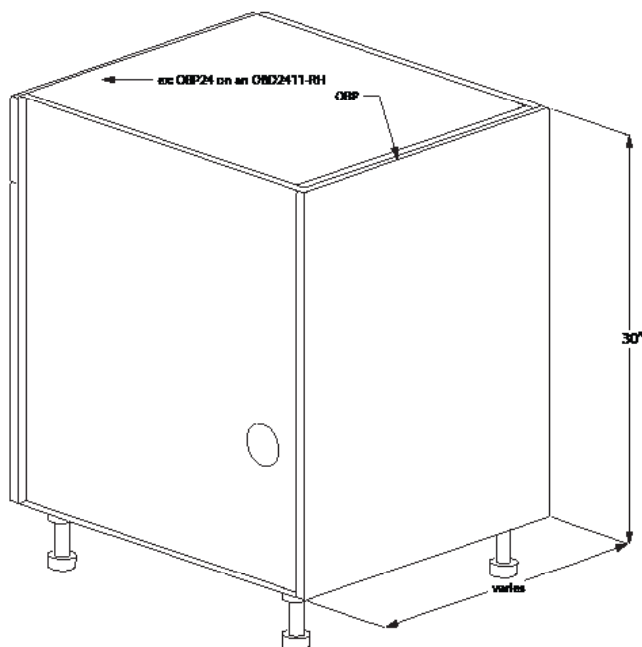


DETAIL B
SHOWING TAB



DETAIL A
SHOWING TAB

Cabinet Accessories - Back Panels: OBP



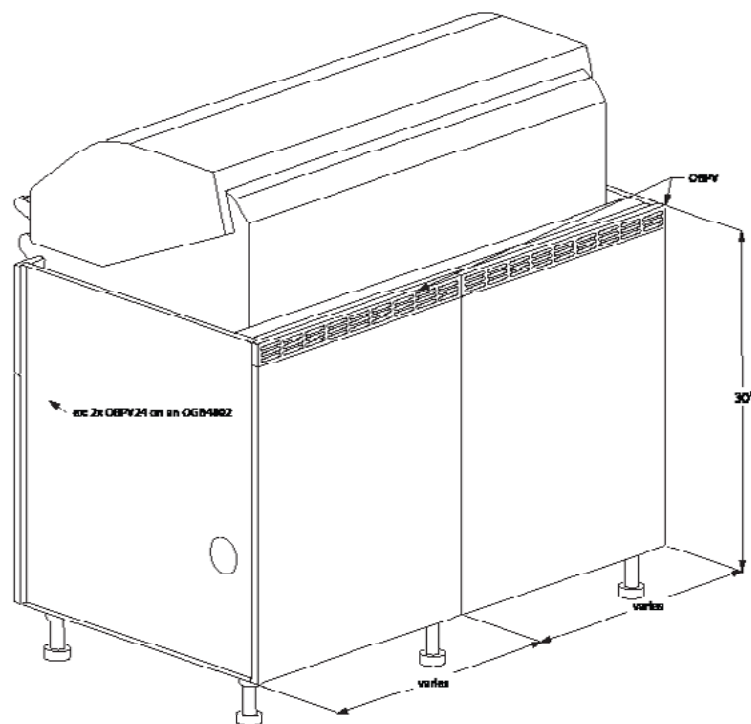
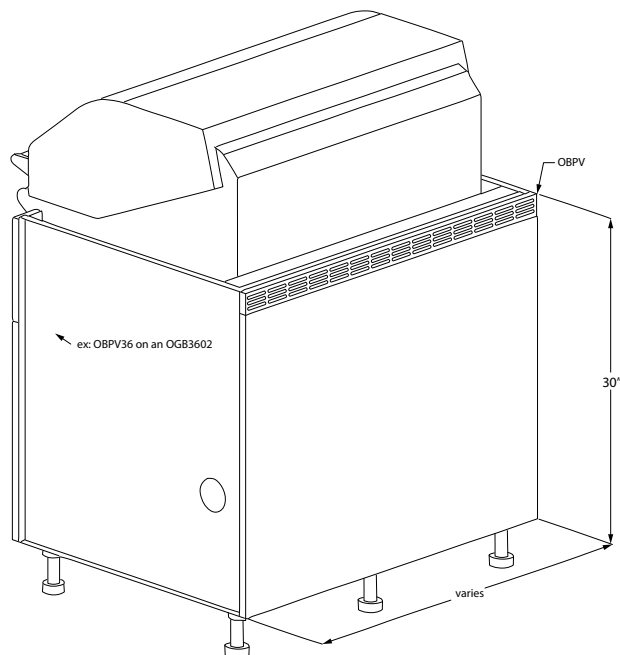
Product Description

OBP: $\frac{3}{4}$ " Thick back panel for base cabinets. Fits exact width of cabinet up to 39"W, wider cabinets use two smaller back panels (ex. OBF4202 uses two 21"W back panels).

Note: Use standard OBP for ADA SINK SPACE.

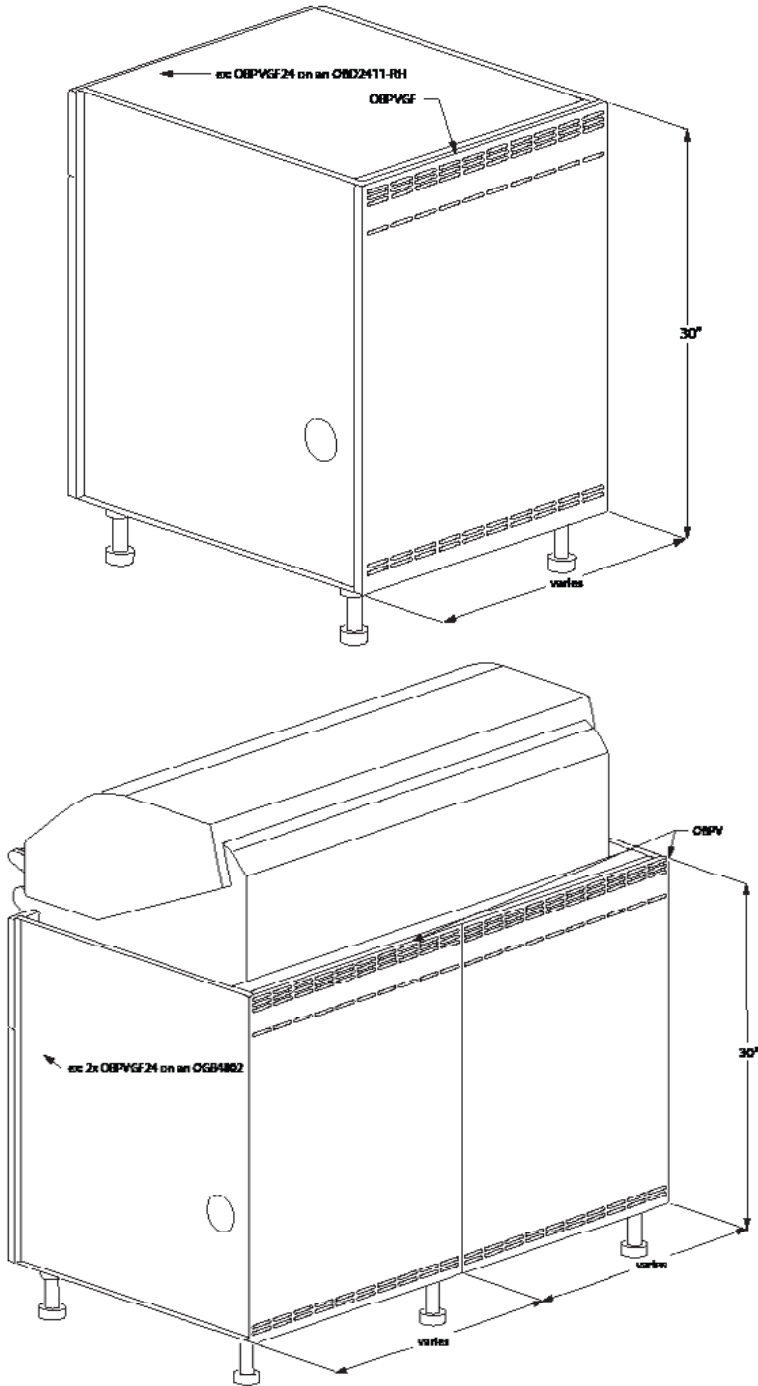
SKU	Description
OBP09	9" back panel
OBP12	12" back panel
OBP15	15" back panel
OBP18	18" back panel. Order 1 for an 18" or 2 for a 36" non-appliance cabinet.
OBP19.5	19 1/2" back panel. Order 2 for a 39" non-appliance cabinet.
OBP21	21" back panel. Order 1 for a 21" cabinet or 2 for a 42" cabinet.
OBP22	22" back panel. Order 3 for Galley sink - OBS6603.
OBP22.5	22 1/2" back panel. Order 2 for a 45" non-appliance cabinet.
OBP24	24" back panel. Order 1 for a 24" cabinet or 2 for a 48" cabinet.
OBP26	26" back panel. Order 2 for a 52" non-appliance cabinet.
OBP27	27" back panel
OBP30	30" back panel
OBP33	33" back panel
OBP36	36" back panel
OBP39	39" back panel
OBP36 ADA	36" back panel for OBS3600 ADA
OBP39 ADA	39" back panel for OBS3900 ADA
OBP42 ADA	42" back panel for OBS4200 ADA
OBP48 ADA	48" back panel for OBS4800 ADA

Cabinet Accessories - Vented Back Panels: OBPV



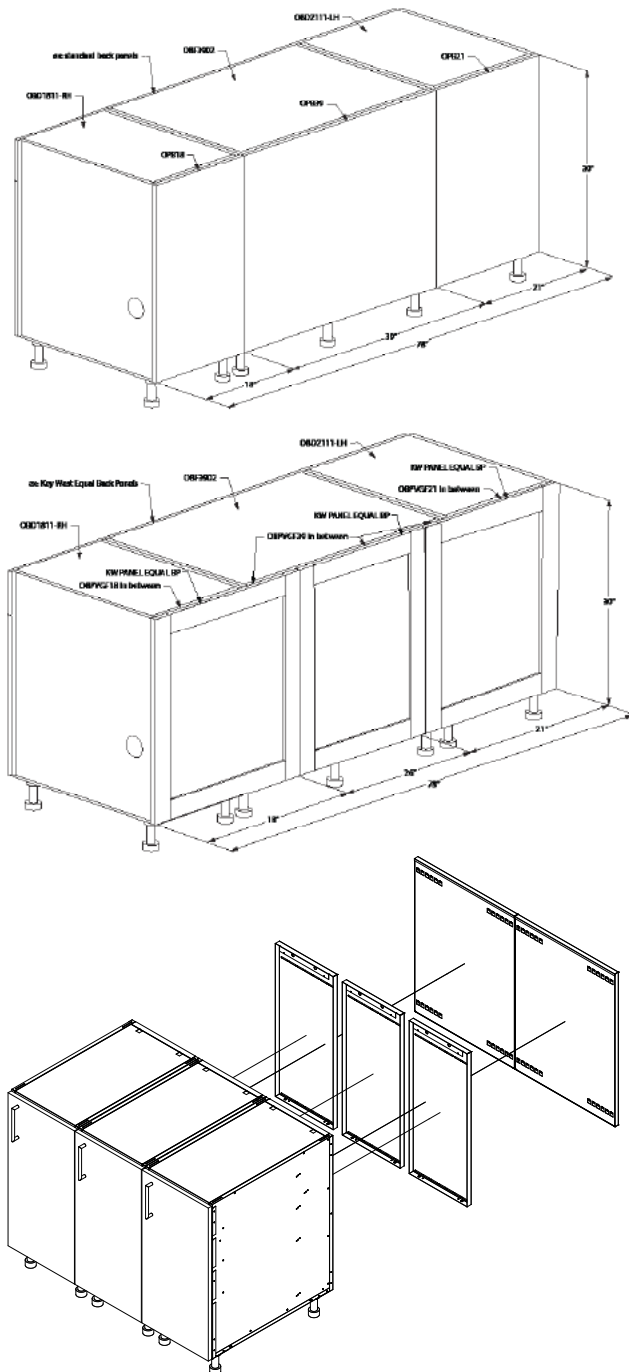
Product Description	
OBPV: 3/4" Thick vented back panel for base cabinets. Use with cooking appliance cabinets (OGB, OBB, etc.), fits exact width of cabinet up to 36"W, wider cabinets use two smaller back panels (ex. OGB5841 uses two 29"W back panels).	
SKU	Description
OBPV15	15" vented back panel
OBPV18	18" vented back panel. Order 1 for a side burner or 2 for a 36" grill cabinet.
OBPV21	21" vented back panel. Order 2 for a 42" grill cabinet.
OBPV24	24" vented back panel. Order 2 for a 48" grill cabinet.
OBPV24 OGF	24" vented back panel. Order 2 for a 48" OGF cabinet.
OBPV27	27" vented back panel. Order 2 for a 54" grill cabinet.
OBPV29	29" vented back panel. Order 2 for a 58" grill cabinet.
OBPV30	30" vented back panel
OBPV31	31" vented back panel. Order 2 for a 62" grill cabinet.
OBPV31 OGF	36" vented back panel. Order 2 for 62" OGF cabinet.
OBPV33	33" vented back panel
OBPV36	36" vented back panel
OBPV39	39" vented back panel.

Cabinet Accessories - Galvanized Vented Back Panels: OBPVGF



Product Description	
OBPVGF: Base cabinet galvanized flush back panel. Sits flush in cabinet back, used to fill in cabinet back for adhering waterfall countertops and other materials. used in conjunction with Equal Back Panels and Extended Back Panels. Fits exact width of cabinet up to 39"W, wider cabinets use two smaller back panels.	
SKU	Description
OBPVGF09	Galvanized 9" filler back panel
OBPVGF12	Galvanized 12" filler back panel
OBPVGF15	Galvanized 15" filler back panel
OBPVGF18	Galvanized 18" filler back panel. Order 1 for an 18" side burner or 2 for a 36" grill cabinet.
OBPVGF21	Galvanized 21" filler back panel. Order 1 for an 21" side burner or 2 for a 42" grill cabinet.
OBPVGF22.5	Galvanized 22.5" filler back panel. Order 2 for a 45" cabinet.
OBPVGF24	Galvanized 24" filler back panel. Order 2 for a 48" grill cabinet.
OBPVGF27	Galvanized 27" back panel. Order 2 for a 54" grill cabinet.
OBPVGF29	Galvanized 29" filler back panel. Order 2 for a 58" grill cabinet.
OBPVGF30	Galvanized 30" filler back panel.
OBPVGF31	Galvanized 31" filler back panel. Order 2 for 62" OGF cabinet.
OBPVGF33	Galvanized 33" filler back panel
OBPVGF36	Galvanized 36" filler back panel
OBPVGF39	Galvanized 39" filler back panel

Cabinet Accessories - Equal Back Panels



Product Description

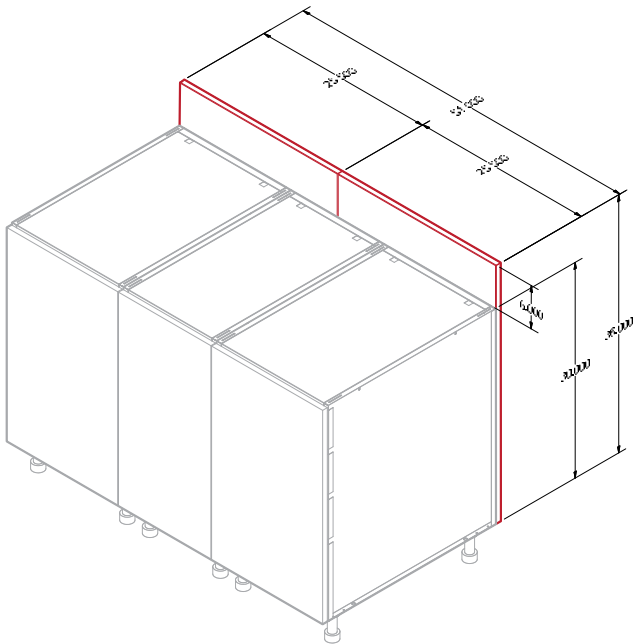
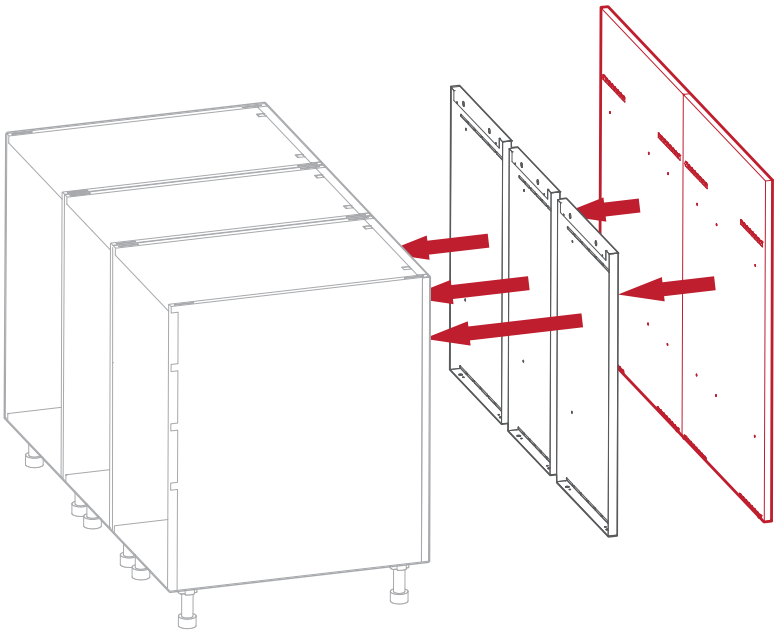
Equal Back Panels: $\frac{3}{4}$ " Thick back panels for base cabinets made to match any door style. Widths 24"W – 36"W, custom made to equally span across a run. Must be ordered with OBPVGF galvanized filler back panels on corresponding cabinets for proper installation. Vented or non-vented depending on what cabinets they are being installed on.

Notes: When used with OSP finished side panels, choose the depth of the cabinet with back panels (ex: OSP 28.63 for 27.88"D cabinets). When using Equal Back Panels with an OAR corner setup, one side will overhang by .75" to meet up with the equal panels on the other side.

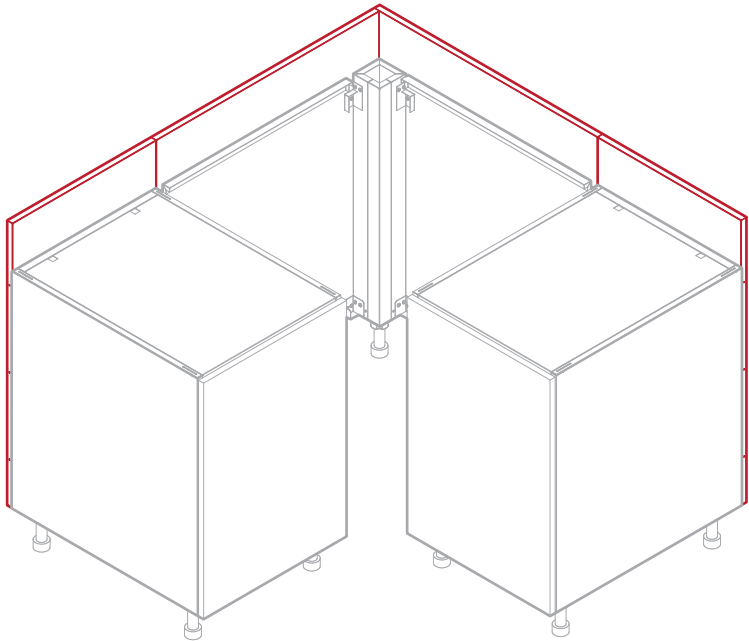
SKU

Door Style	Non-vented	Vented
Hampton	HM PANEL EQUAL BP	HM PANEL EQUAL BP VENTED
Key West	KW PANEL EQUAL BP	KW PANEL EQUAL BP VENTED
Key West Beadboard Center	KW BB CENTER EQUAL BP	KW BB CENTER EQUAL BP VENTED
Key West Louvered Center	KW LV CENTER EQUAL BP	KW LV CENTER EQUAL BP VENTED
Key West Seaglass Center (Sky Blue, Seafoam Green or Cloud White)	KW SG CENTER EQUAL BP	KW SG CENTER EQUAL BP VENTED
Palm Beach	PB PANEL EQUAL BP	PB PANEL EQUAL BP VENTED
Palm Beach Seaglass Center (Sky Blue, Seafoam Green or Cloud White)	PB SG CENTER EQUAL BP	PB SG CENTER EQUAL BP VENTED
Palm Beach Textured Center (Bark or Weave)	PB TX CENTER EQUAL BP	PB TX CENTER EQUAL BP VENTED
Trex LONDON	LD EQUAL BP	LD EQUAL BP VENTED
Trex NEWPORT	NP EQUAL BP	NP EQUAL BP VENTED

Cabinet Accessories - Extended Back Panels: OBP EXT



Product Description	
<p>OBP Extended: 3/4" thick back panels for base cabinets that extend 6" above cabinet tops. Height does not scale with countertop height, panels end 6" above the cabinet tops without any countertop. Widths 24"W - 36"W, custom made to span equally across a run. Must be ordered with OBPVGF galvanized filler back panels on corresponding cabinets to install. Vented or non-vented depending on cabinets installed on.</p> <p>Notes: When used with OSP finished side panels, choose the depth of the cabinet with back panels. (Ex: OSP 28.63 for 27.88"D cabinets). When using Extended Back Panels with an OAR corner setup, one side will overhang by .75" to meet with equal panels on other side</p>	
SKU	Description
OBP EXT	Finished equal back panels that extend 6" above cabinet tops.
OBP EXT VENTS	Finished vented equal back panels that extend 6" above cabinet tops.



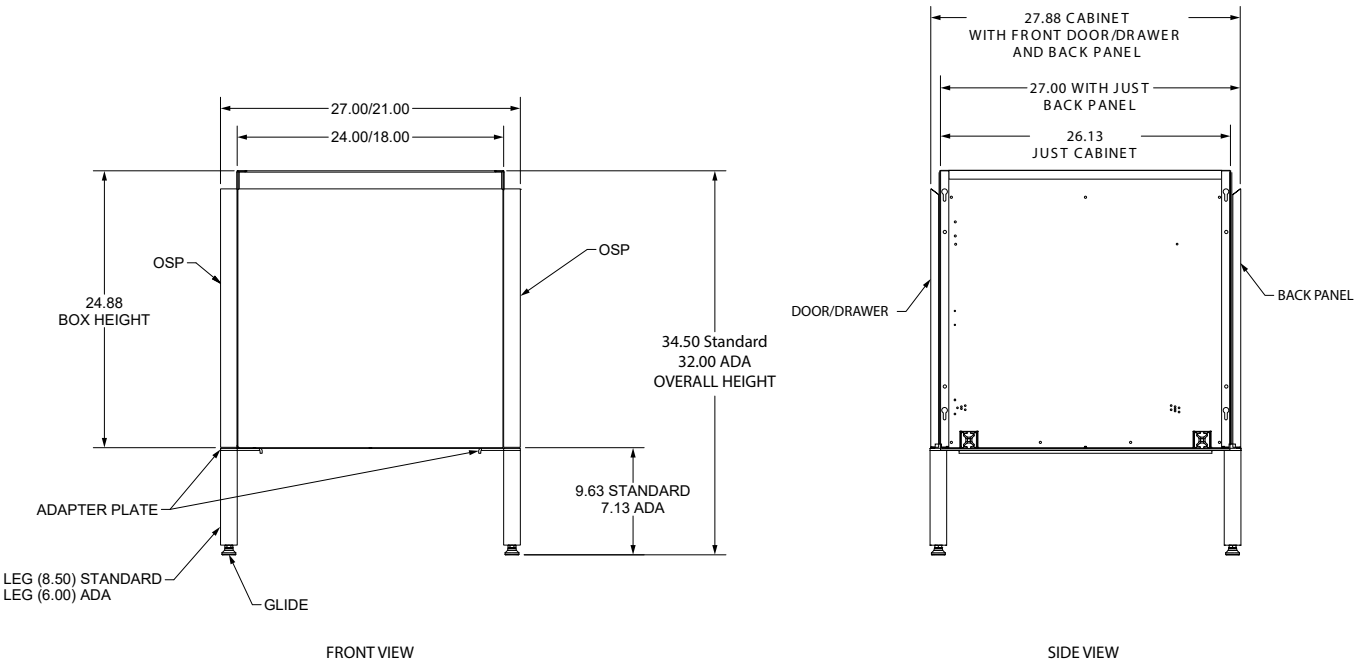
Elements by Tecno™

All Elements by Tecno Base cabinets and accessories use specific nomenclature designed to help you find the specific type needed.

All Elements cabinet and asseccories are designated with the prefix ELEM.

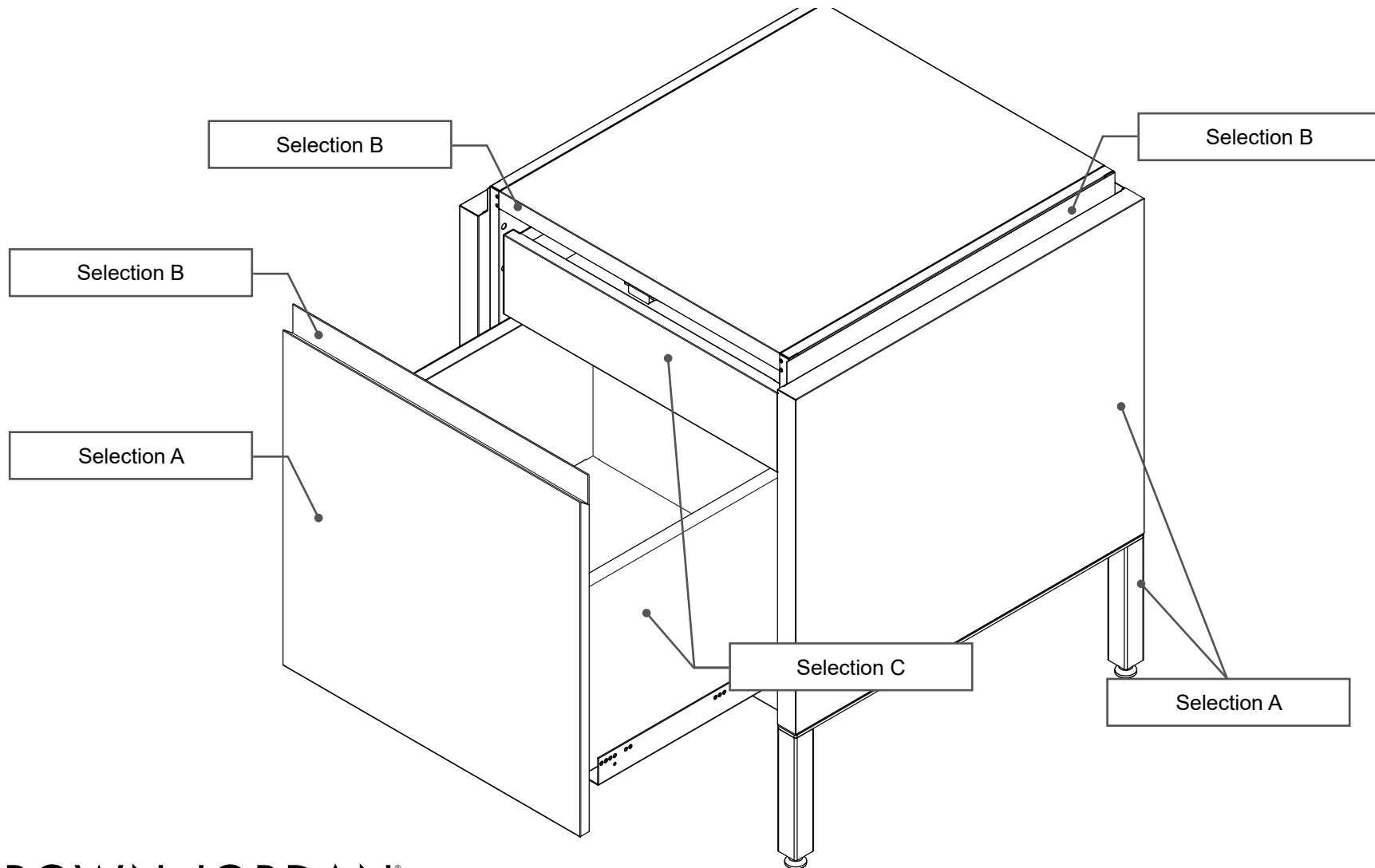
Specify right or left hinge on doors where needed.

Base Cabinet part number nomenclature; example:						
ELEM OBF1801-RH: 18" Full Height Door Cabinet						
ELEM	OB	F	18	0	1	RH
Prefix	Base	Style	Width	Drawers	Doors	Hinge
Designates Elements products	Category *	Base Style**	Base Width in inches	Number of Drawers	Number of Doors	Left or Right Hand



Elements by Tecno™ - Powder Coat Guide

Use this helpful guide for picking the powder coat color options when ordering Elements cabinets.




BROWN JORDAN®
OUTDOOR KITCHENS

BROWN JORDAN is a registered trademark of Brown Jordan International, Inc. and is used under license to CT Acquisitions, LLC.

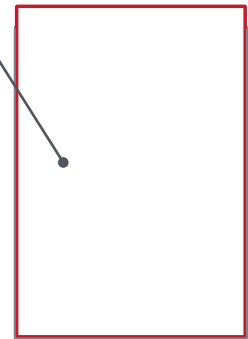
Elements by Tecno™ - Powder Coat Guide

POWDER COAT - Determines the Powder Coat Finish on Elements Door Panels, Side Panels and Back Panels



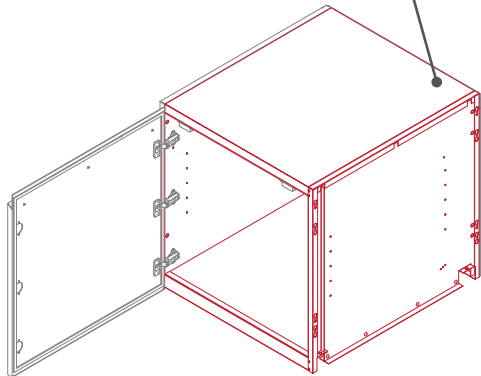
Selection A
Elements Door Front
Powder Coat

DOOR BACK - Determines the Powder Coat Finish on Elements Rear Door Panels/Top Front Reveal of doors, cabinet Side Panels and Back Panels



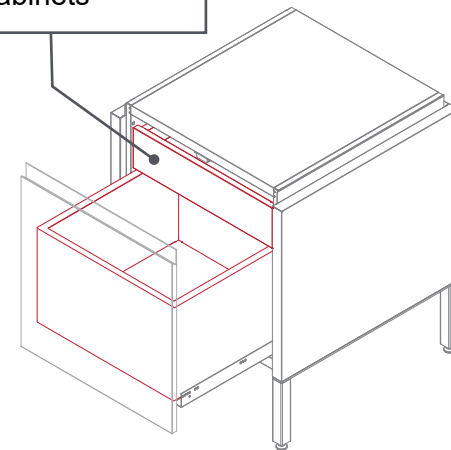
Selection B
Elements Door Rear
Powder Coat

CABINET INTERIOR - Determines the Powder Coat Finish for The Interior and Frame of Elements Cabinets



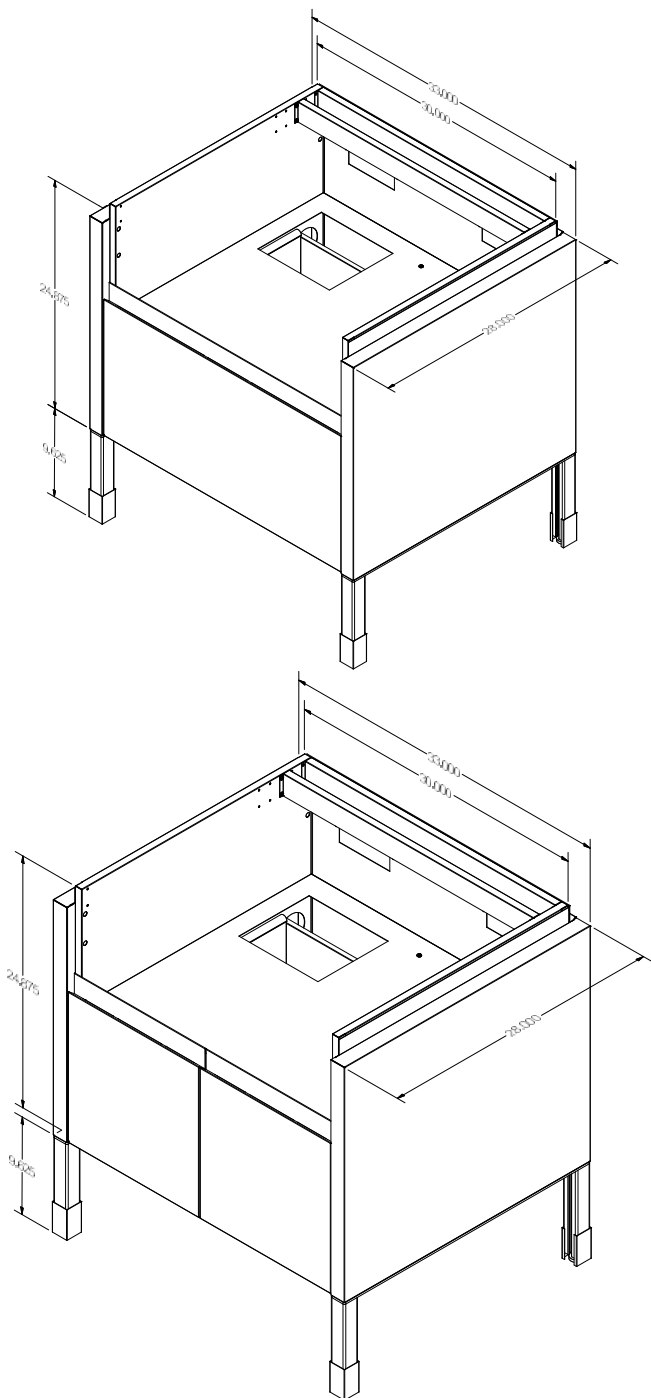
Selection B
Elements Cabinet Interior

DRAWER INTERIOR - Determines the Powder Coat Finish for the Interior drawer face and box of Elements Cabinets



Selection C
Elements Drawer Interior

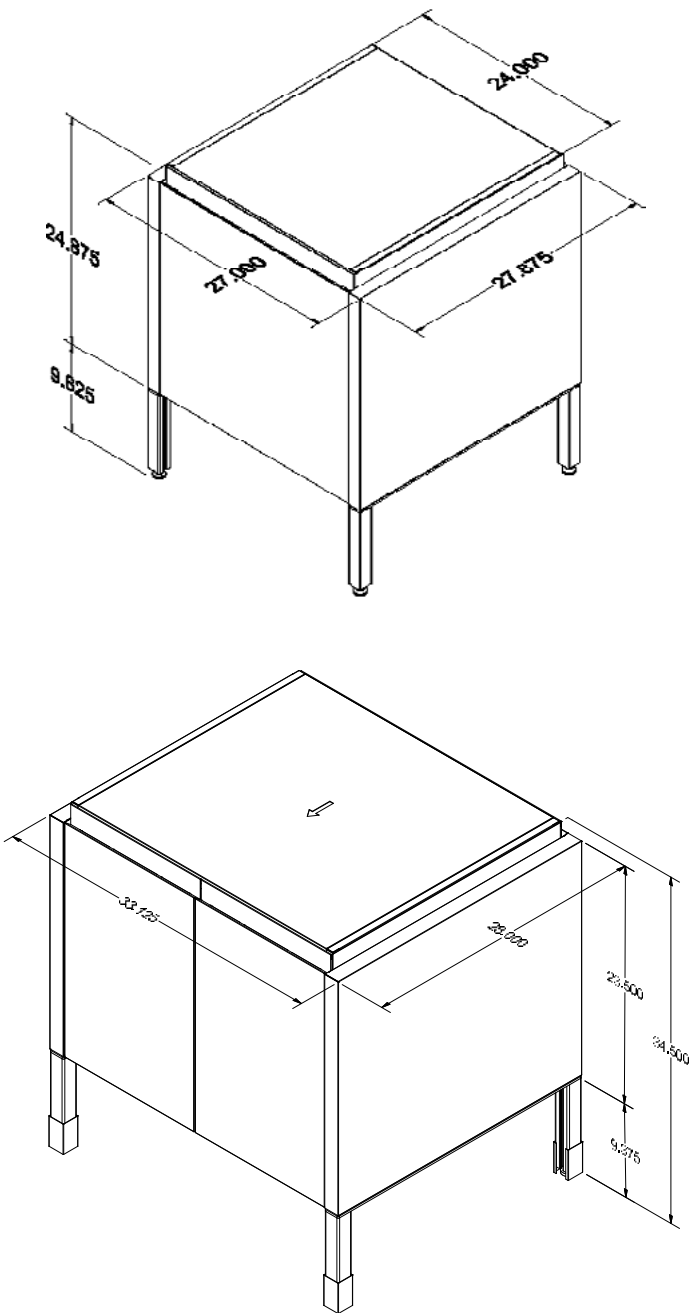
Elements by Tecno™ - Side Burner Base



Product Description
ELEM OBB: ELEMENTS - Side Burner Base, 27.88"D consisting of front, cabinet box, and included back panel. 1 Drawer. 24.88"H cabinet box, 34.5"H standard total height, 32.00"H ADA height.
SKU
ELEM OBB1510
ELEM OBB1810
ELEM OBB2410

Product Description
ELEM OBB: ELEMENTS - 30"W Base, 27.88"D consisting of front, cabinet box, and included back panel. 2 Drawers. 24.88"H cabinet box, 34.5"H standard total height, 32.00"H ADA height.
SKU
ELEM OBB3020

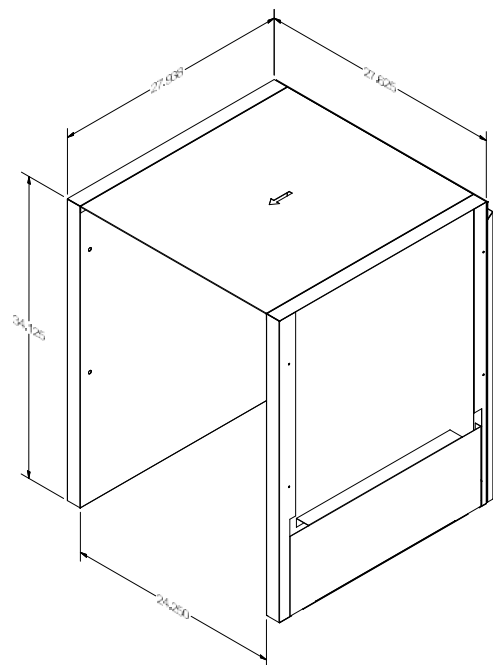
Elements by Tecno™ - Full-Height Door Base



Product Description
ELEM OBF: ELEMENTS - Full-Height Door Base, 27.88"D consisting of front, cabinet box, and included back panel. 1 Full-Height Door. Includes adjustable half depth shelf. 24.88"H cabinet box, 34.5"H standard total height, 32.00"H ADA height.
SKU
ELEM OBF1501-LH
ELEM OBF1501-RH
ELEM OBF1801-LH
ELEM OBF1801-RH
ELEM OBF2401-LH
ELEM OBF2401-RH

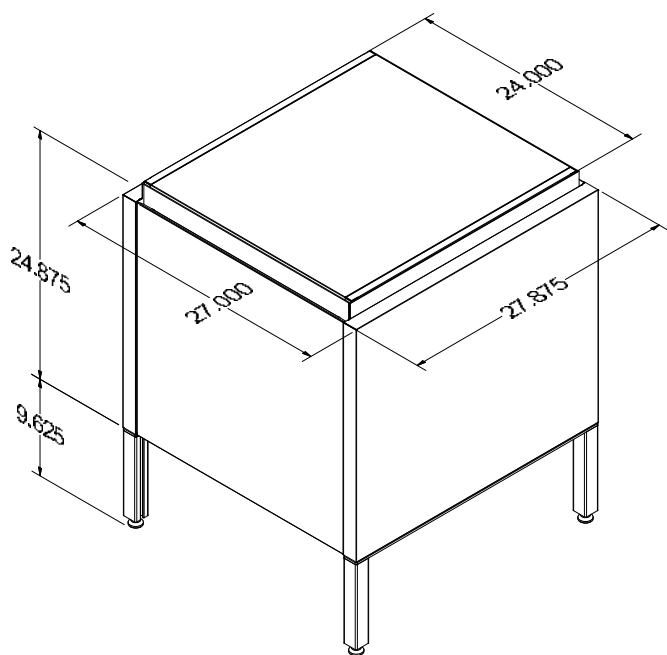
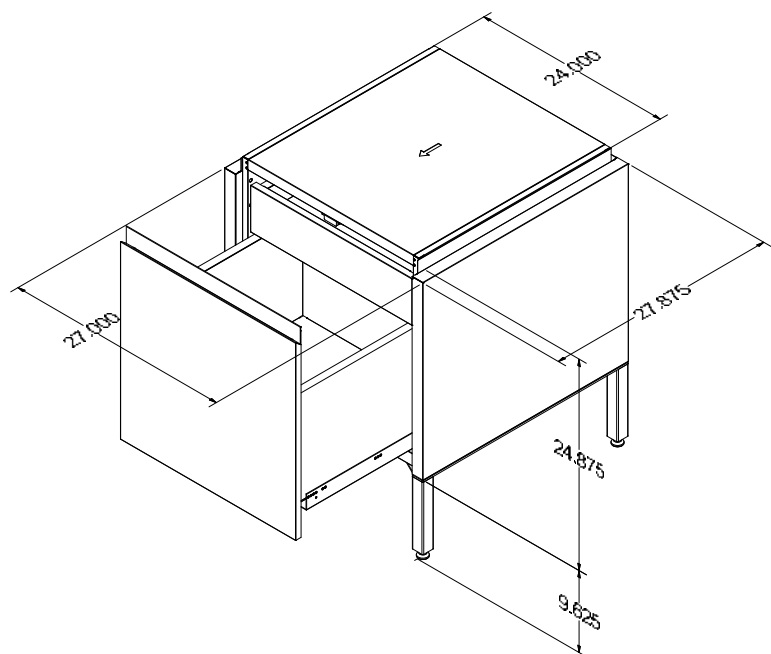
Product Description
ELEM OBF: ELEMENTS - Full-Height Door Base, 27.88"D consisting of front, cabinet box, and included back panel. 2 Full-Height Doors. Includes adjustable half depth shelf. 24.88"H cabinet box, 34.5"H standard total height, 32.00"H ADA height.
SKU
ELEM OBF3002
ELEM OBF3602

Elements by Tecno™ - Garage Base



Product Description
ELEM OBG: ELEMENTS – 18.375"W **with 15"W opening**, 27.88"D. Undercounter Refrigeration Garage/Storage Area for placement in the middle of a run: Consists of three 34.5"H panels with small leveling feet: left side panel with cutouts for frame, right side panel with cutouts for frame, and a back panel that matches other Elements cabinets.
SKU
ELEM OBG1500
ELEM OBG1500 ADA
ELEM OBG2400
ELEM OBG2400 ADA

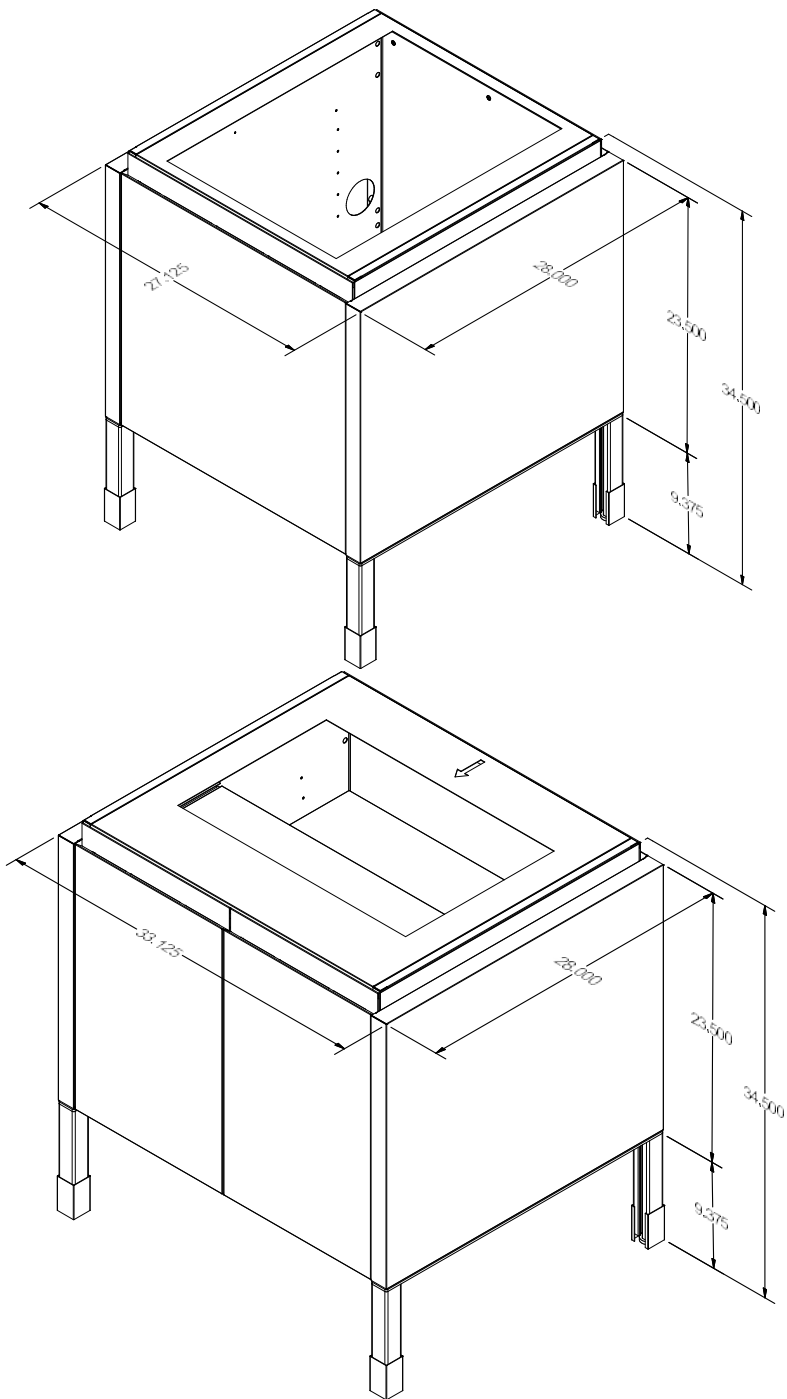
Elements by Tecno™ - Multi-Drawer Base, Pass-Through Base



Product Description
ELEM OBM: Multi-Drawer Cabinet Base, 27.88"D consisting of fronts, cabinet box, and included back panel. 2 Drawers: 1 Full-Height Drawer Front attached to bottom drawer, 1 Nested Drawer inside located at top. 24.88"H cabinet box, 34.5"H standard total height.
SKU
ELEM OBM1520
ELEM OBM1820
ELEM OBM2420
ELEM OBM3020
ELEM OBM3620

Product Description
ELEM OBPT: ELEMENTSPass-Through Base, 27.88"D consisting of fronts and cabinet box. 2 Full Height Doors (one in front, one in back), Front Door Left-Hinged, Back Door Left-Hinged. Includes fixed half-depth shelf. 24.88"H cabinet box, 34.5"H standard total height, 32.00"H ADA height.
SKU
ELEM OBPT1802-LH-LH
ELEM OBPT1802-LH-RH
ELEM OBPT1802-RH-RH
ELEM OBPT1802-RH-LH
ELEM OBPT2402-LH-LH
ELEM OBPT2402-LH-RH
ELEM OBPT2402-RH-RH
ELEM OBPT2402-RH-LH

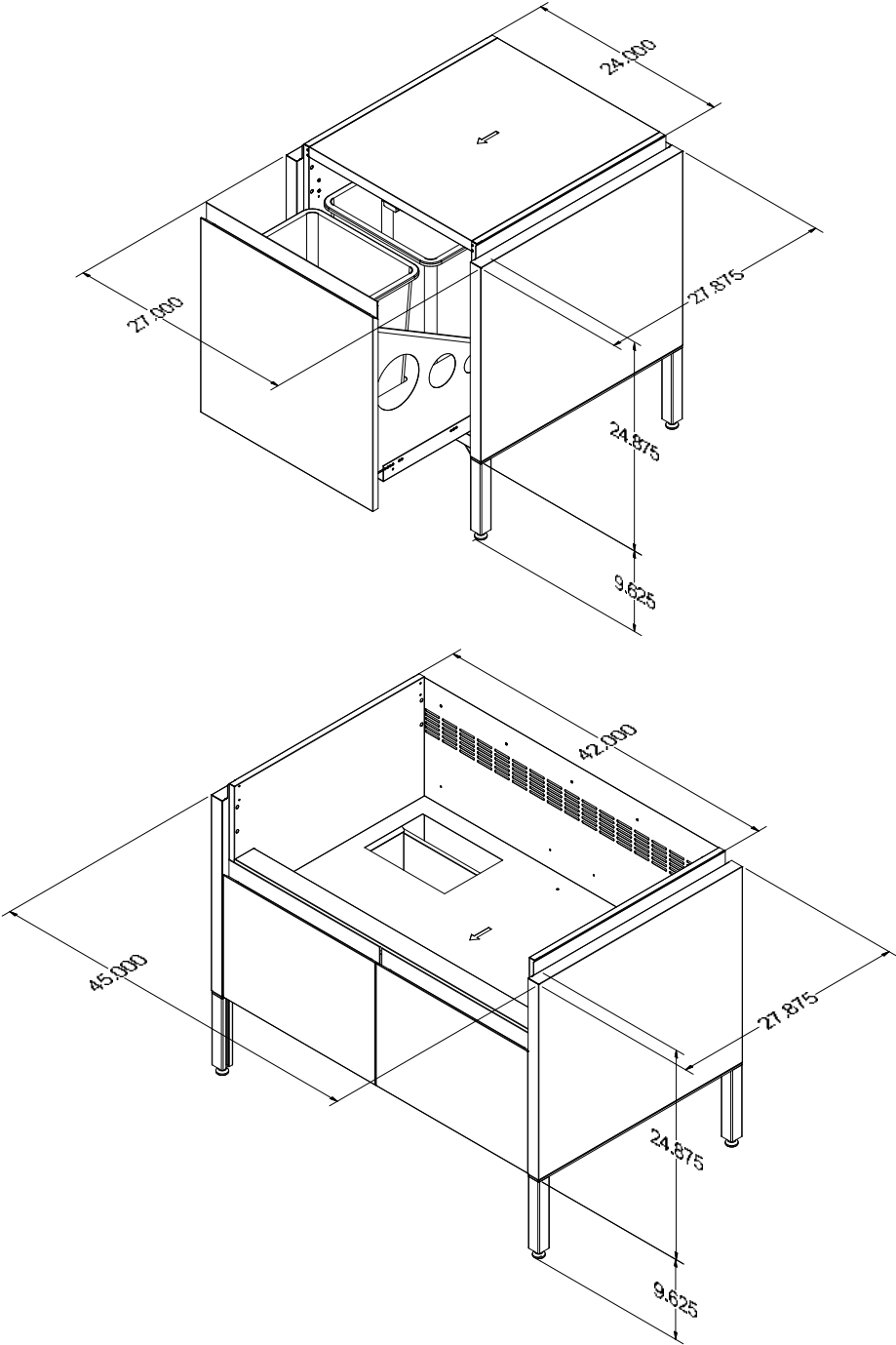
Elements by Tecno™ - Sink Base



Product Description
ELEM OBS: ELEMENTS - Sink Base, 27.88"D consisting of front, cabinet box, and included back panel. 1 Full-Height Door. 24.88"H cabinet box, 34.5"H standard total height, 32.00"H ADA height.
SKU
ELEM OBS1501-FHD-LH
ELEM OBS1501-FHD-RH
ELEM OBS1801-FHD-LH
ELEM OBS1801-FHD-RH
ELEM OBS2401-FHD-LH
ELEM OBS2401-FHD-RH

Product Description
ELEM OBS: ELEMENTS - Sink Base, 27.88"D consisting of front, cabinet box, and included back panel. 2 Full-Height Doors. 24.88"H cabinet box, 34.5"H standard total height, 32.00"H ADA height.
SKU
ELEM OBS3002-FHD
ELEM OBS3602-FHD

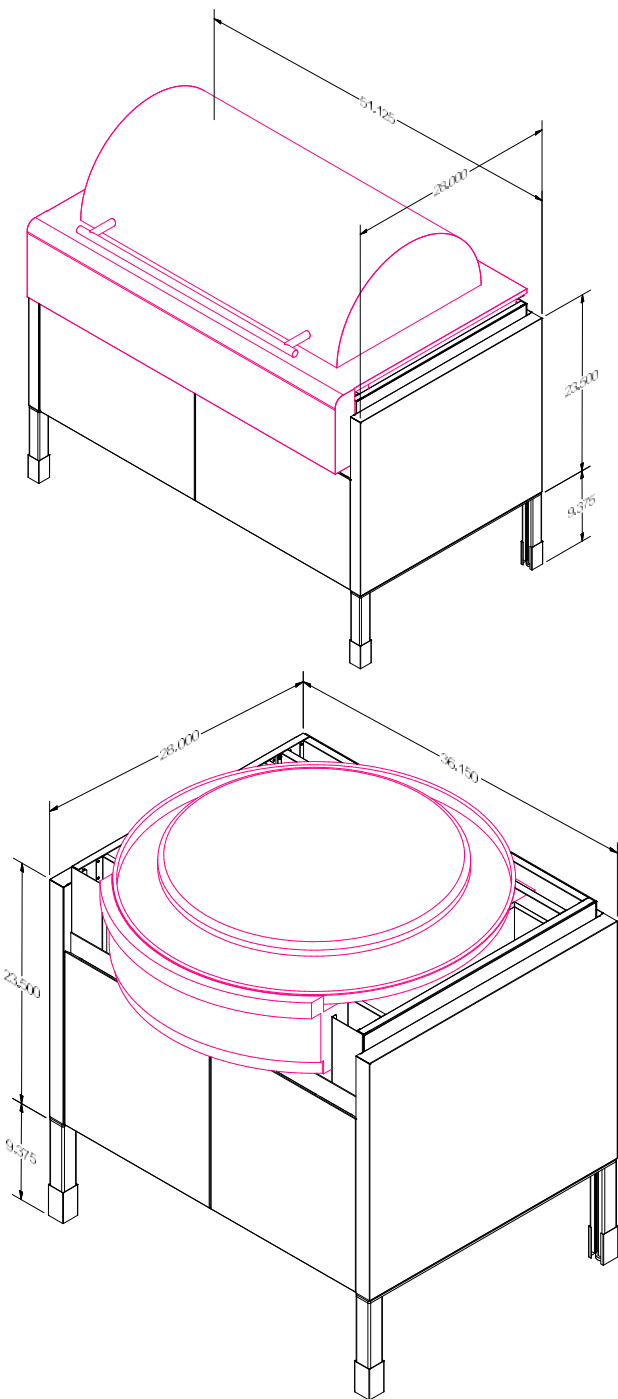
Elements by Tecno™ - Trash Base, Grill Base



Product Description
ELEM OBT: ELEMENTS - 15"W Base, 27.88"D consisting of front, cabinet box, and included back panel. Trash Cabinet, 1 Full-Height Door attached to Trash Pull mechanism. 24.88"H cabinet box, 34.5"H standard total height, 32.00"H ADA height.
SKU
ELEM OBT1500
ELEM OBT1800
ELEM OBT2400

Product Description
ELEM OGB: ELEMENTS - Grill Base, 27.88"D consisting of front, cabinet box, and included back panel. 2 Drawers, 11.50" from top of cabinet to Grill Shelf. 24.88"H cabinet box, 34.5"H standard total height, 32.00"H ADA height.
SKU
ELEM OGB3320
ELEM OGB3620
ELEM OGB3920
ELEM OGB4220
ELEM OGB4520
ELEM OGB4820

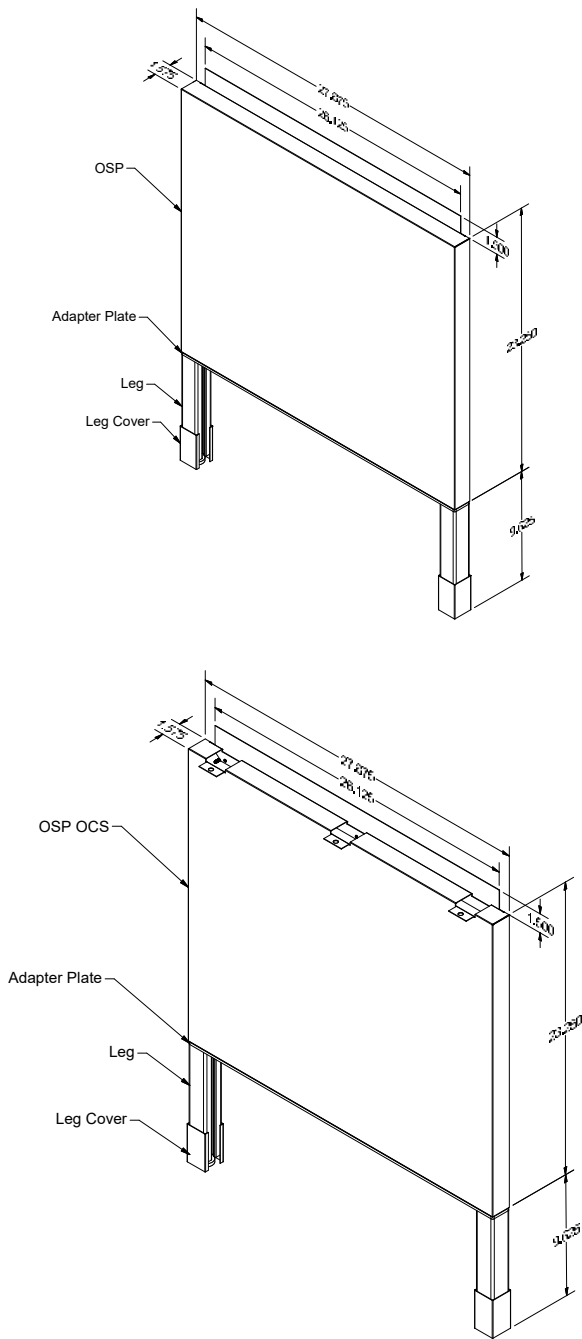
Elements by Tecno™ - Caliber Rockwell and EVO Grill Cabinets



Product Description
ELEM OGBxx20: ELEMENTS - 42"W Grill Base, 27.88"D consisting of front, cabinet box, and included back panel. 2 Drawers, *FOR 42"W CALIBER ROCKWELL GRILL ONLY* *this cabinet cannot be used on the end of a run, please call sales rep to discuss* 24.88"H cabinet box, 34.5"H standard total height, 32.00"H ADA height.
SKU
ELEM OGB4220-CALIBER ROCKWELL
ELEM OGB4820-CALIBER ROCKWELL

Product Description
ELEM OGB3320-EVO - 33"W Grill Base **FOR EVO GRILL ONLY**, 27.88"D consisting of front, cabinet box, and included back panel. 2 Drawers, 11.50" from top of cabinet to Grill Shelf. 24.88"H cabinet box, 34.5"H standard total height, 32.00"H ADA height. ***Countertop height MUST be 1.25"/3 cm+!***
SKU
ELEM OGB3320-EVO

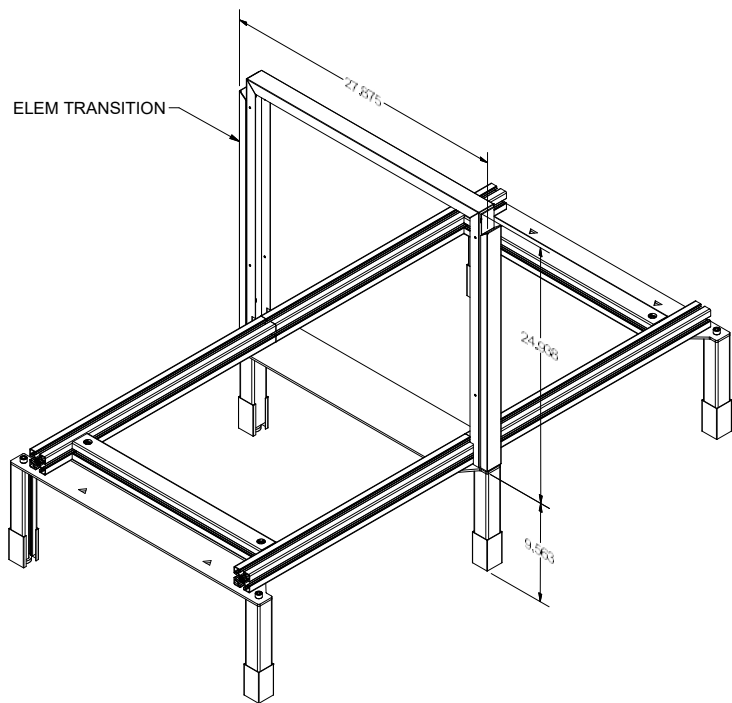
Elements by Tecno™ - Side Panels: ELEM OSP L-R



Product Description
ELEM OSP: installs on Elements OBF, OBM, OGB, OBT, OBS, and OBR cabinets*, includes set of 2 legs and adapter plate, 3" leg covers included to cover glides if desired, **legs/leg covers will be same color as cabinet fronts unless otherwise specified**. Interchangeable on either end of run.
SKU
ELEM OSP L-R

Product Description
ELEM OSP OCS: installs on Elements OBF, OBM, OGB, OBT, OBS, and OBR cabinets WITH CUTOUTS FOR EXTRUSIONS. Includes set of 2 legs and adapter plate, 3" leg covers included to cover glides if desired, **legs/leg covers will be same color as cabinet fronts unless otherwise specified**. Interchangeable on either end of run.
SKU
ELEM OSP L-R OCS

Elements by Tecno™ - Transition



SKU	Description
ELEM TRANSITION	1.5625" Thick with matching reveal, includes 2 legs and adapter plate, used for connecting two runs of Elements cabinets (segments of cabinet runs cannot be more than 72"W), *legs/leg covers will be same color as cabinets unless otherwise specified*, 3" leg covers included to cover glides if desired



1 Grand Street, Wallingford, CT 06492
Danver.com • BrownJordanOutdoorKitchens.com • Trex-OutdoorKitchens.com